

GENERAL:	
T100	TITLE SHEET
T101	SITE PLAN
ARCHITECTURAL:	
A300	FLOOR PLANS
A301	TRASH ENCLOSURE
A302	ROOF PLAN
A303	ENLARGED PLANS
A304	TOILET & STOCK DETAILS
A305	WALL SECTIONS
A400	STOREFRONT NOTES & SCHEDULES
A401	DOOR NOTES & SCHEDULES
A500	ELEVATIONS
A501	ELEVATIONS
A502	RENDERED ELEVATIONS
A503	RENDERED ELEVATIONS
A600	SPEC SHEET
A800	REFLECTED CEILING PLAN
A801	EGRESS PLAN
STRUCTURAL:	
S1.1 TO S6.3	STRUCTURAL DRAWINGS
PLUMBING:	
P-101 TO P-301	PLUMBING DRAWINGS
MECHANICAL:	
M100 TO M501	MECHANICAL DRAWINGS
ELECTRICAL:	
E-101 TO E302	ELECTRICAL DRAWINGS
EN101	COM CHECK


**WORK AREA**

FIRST FLOOR	10032 SF
	10032 SF

<b>BUILDING DATA</b>
ADOPTED CODE - INTERNATIONAL BUILDING CODE 2009
OCCUPANCY - MECHANICAL - RETAIL STORE
CONSTRUCTION TYPE - TYPE II-B

<b>OCCUPANCY</b>
7673 SQUARE FEET / 30 = 256 PERSONS
192.58 SQUARE FEET / 30 = 6 PERSONS
256+6= 262 TOTAL PERSONS

<b>INTERIOR FLOOR AREA</b>
INTERIOR FLOOR AREA = 9633 SQUARE FEET
INTERIOR FLOOR AREA LESS THAN 10,000 SQUARE FEET
NO SPRINKLER SYSTEM TO BE PROVIDED



**CONSULTANTS:**

**PROPERTY OWNER**

CHARLES CUI  
4901 W. IRVING PARK ROAD, 2ND FLOOR,  
CHICAGO, IL 60641

**ARCHITECT**

PMPC ARCHITECTS  
527 S. WELLS STREET, SUITE 402  
CHICAGO, IL 60607

**CIVIL ENGINEER**

CURTIS SMITHSON, P.E.  
SMITHSON ASSOCIATES, INC.  
2 AIKENS ROAD  
HOPKINTON, MA 01748

**STRUCTURAL ENGINEER**

BRADLEY R. YOUNG, S.E.  
BRAD YOUNG & ASSOCIATES  
345 POLLASKY AVE  
CLOVIS, CA 93612  
559-323-9600

**MECHANICAL & ELECTRICAL ENGINEERS**

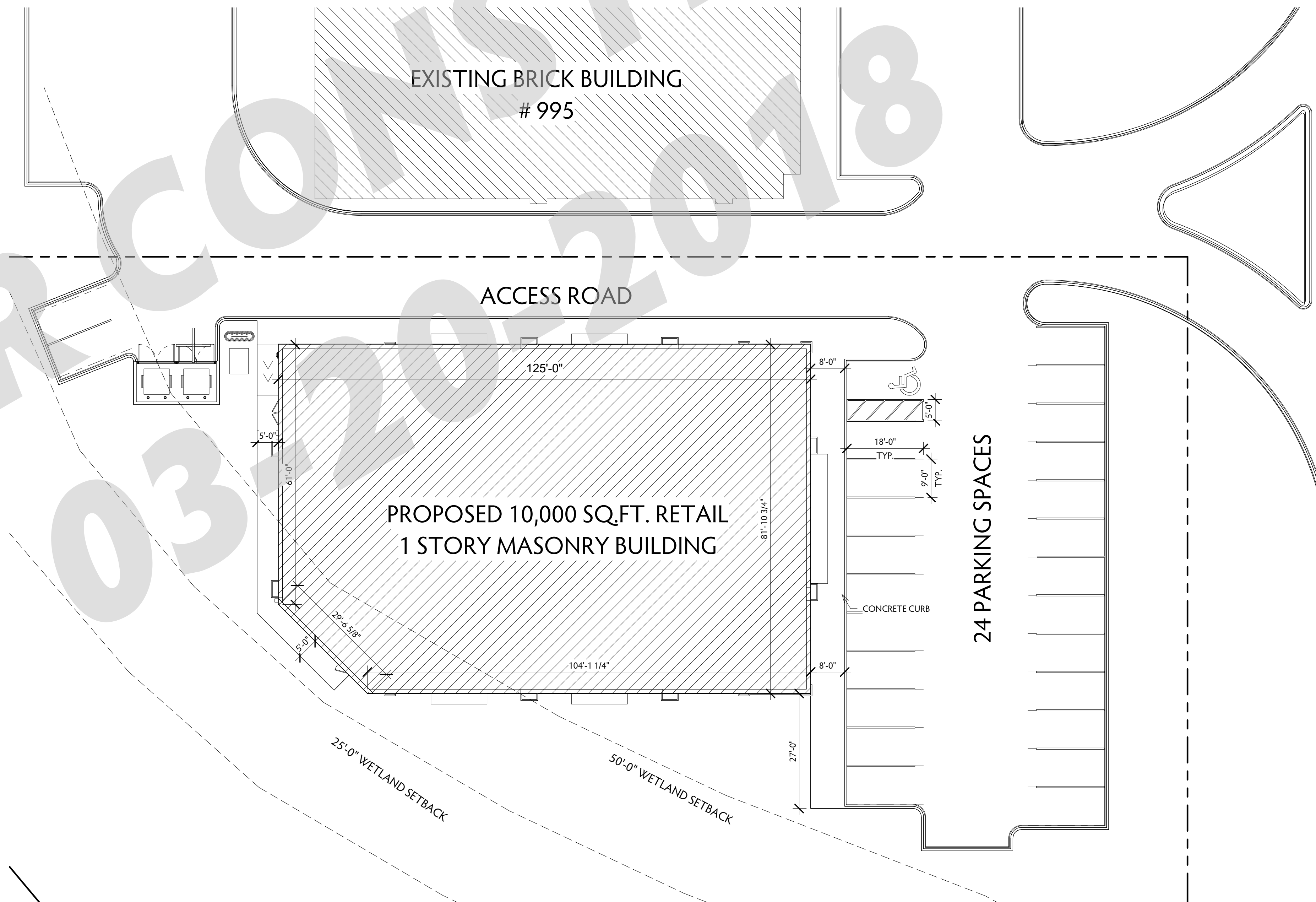
KOHR'S LONNEMANN HEIL ENGINEERS, PSC  
1538 ALEXANDRIA PIKE, SUITE 11  
FORT THOMAS, KY 41075

**SURVEYOR**


SIGHT ON SOLUTIONS, INC.  
721 RIDGEVIEW DRIVE,  
MCHENRY, IL 60050  
847-356-7539

# DOLLAR TREE LOT 1, ADVANCE AUTOPARTS SUBDIVISION

GRAYSLAKE, ILLINOIS



1 KEY PLAN  
NOT TO SCALE



OFFICE: 312.207.0501  
FAX: 312.284.6100  
INFO@PMPCARCH.COM  
PMPCARCH.COM  
527 S. Wells St. Suite 402  
Chicago, IL 60607

**REVISIONS**

NO.	DATE	DESCRIPTION
1	02-19-2018	CLARIFICATION

DRAWN BY: ALI  
CHECKED BY: JON  
ISSUED: 3/14/2018 3:20:30 PM

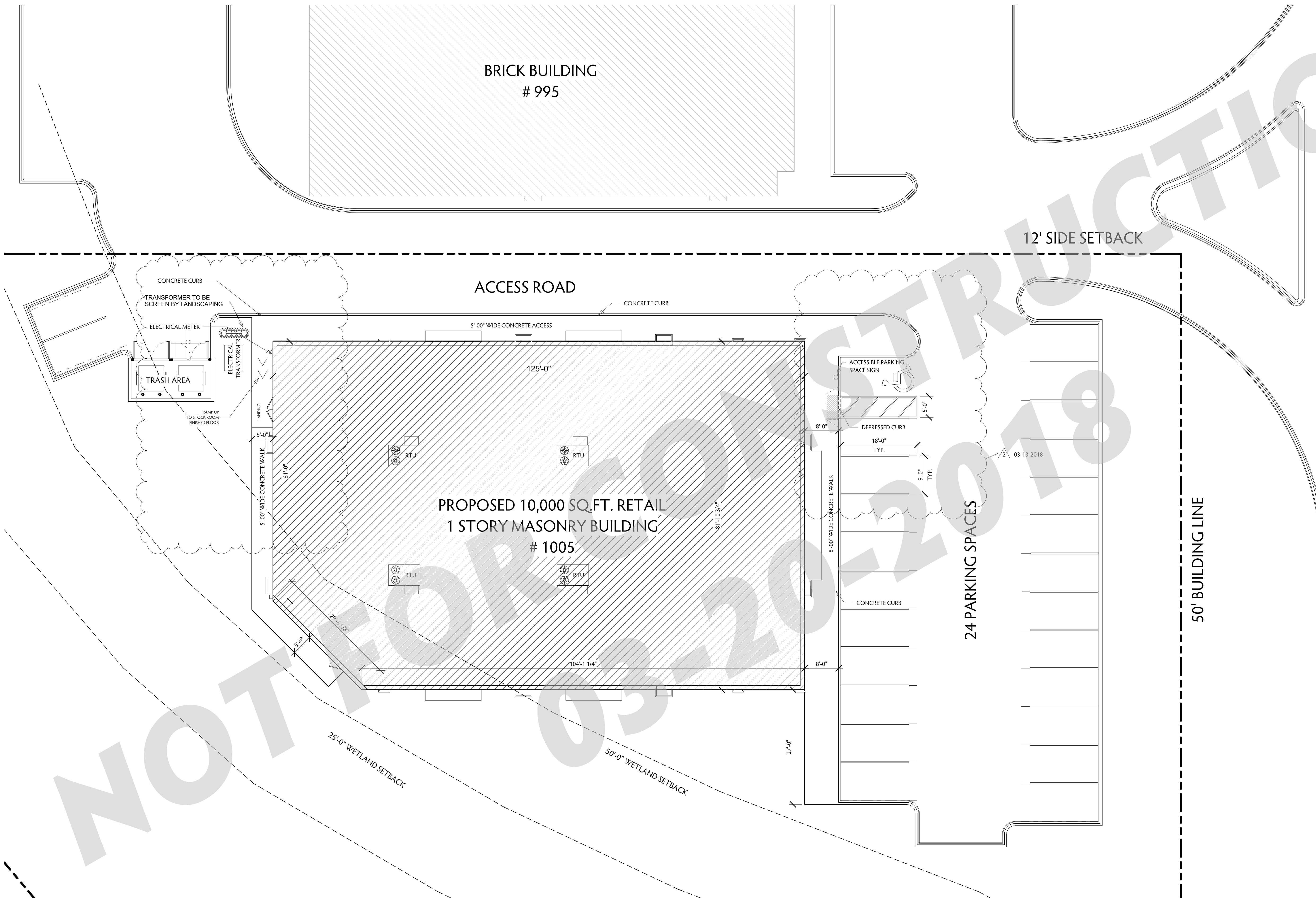
DOLLAR TREE,  
GRAYSLAKE, IL 60030

PERMIT #:

TITLE SHEET

**T100**

BELVIDERE ROAD



BRICK BUILDING  
# 995

PROPOSED 10,000 SQ.FT. RETAIL  
1 STORY MASONRY BUILDING  
# 1005

12' SIDE SETBACK

ACCESS ROAD


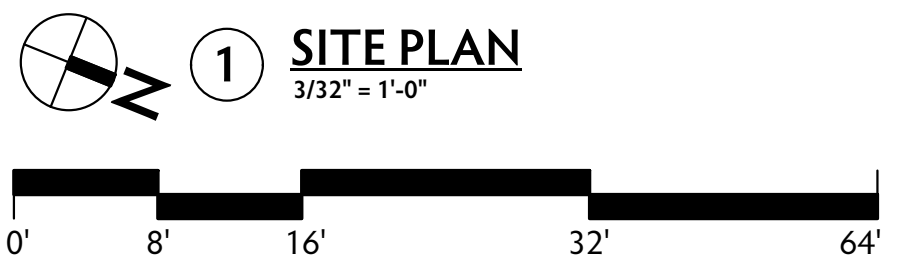
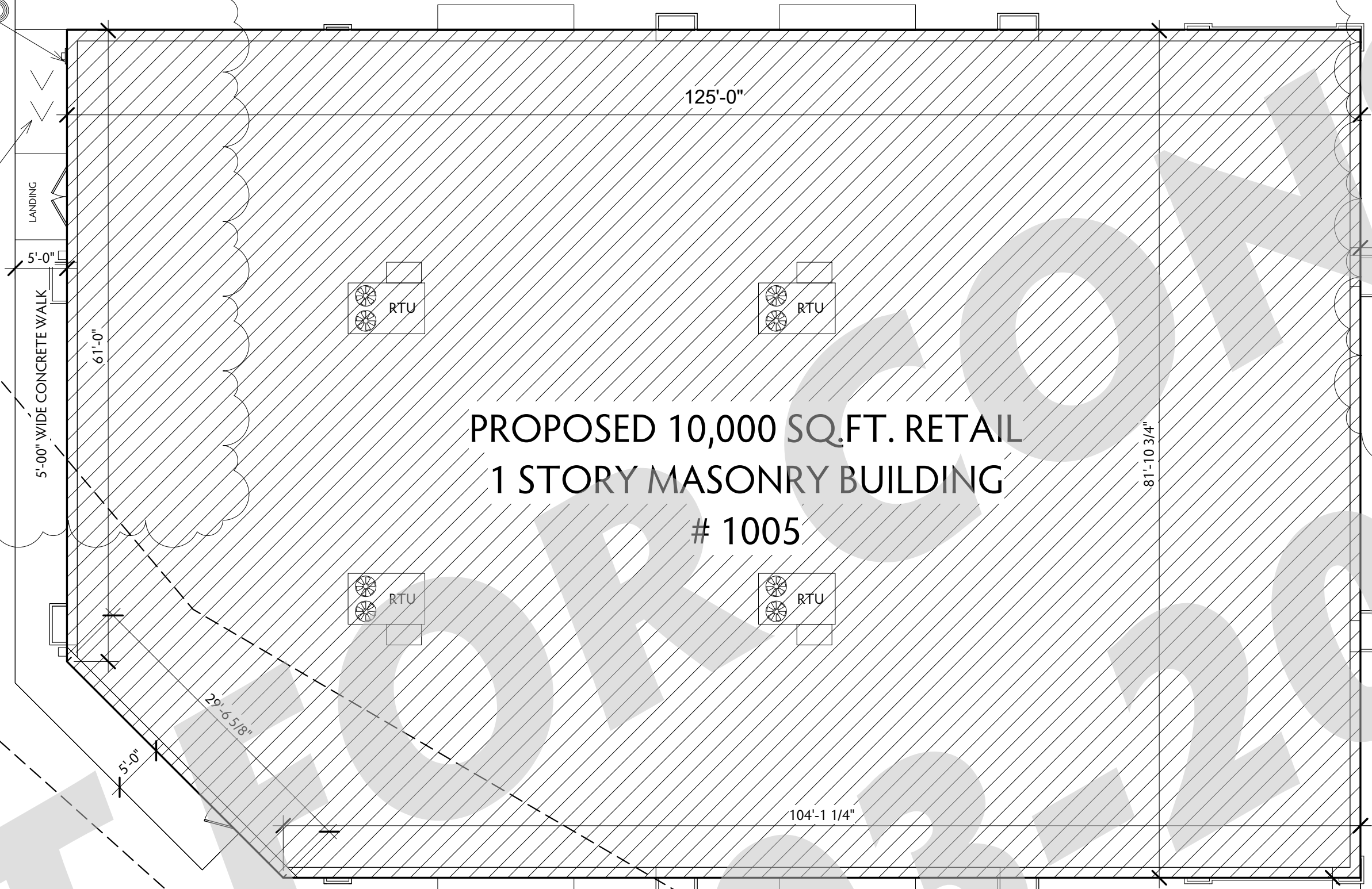
24 PARKING SPACES

50' BUILDING LINE

BELVIDERE ROAD

CONCRETE CURB  
TRANSFORMER TO BE  
SCREEN BY LANDSCAPING  
ELECTRICAL METER  
TRASH AREA  
RAMP UP  
TO STOCK ROOM  
FINISHED FLOOR  
LANDING  
5'-0" WIDE CONCRETE WALK

ACCESSIBLE PARKING  
SPACE SIGN  
DEPRESSED CURB  
18'-0" TYP.  
9'-0" TYP.



OFFICE: 312.207.0501  
FAX: 312.284.6100  
INFO@PMPCARCH.COM  
PMPCARCH.COM  
527 S. Wells St. Suite 402  
Chicago, IL 60607

REVISIONS

NO.	DATE	DESCRIPTION
2	03-13-2018	CLARIFICATION

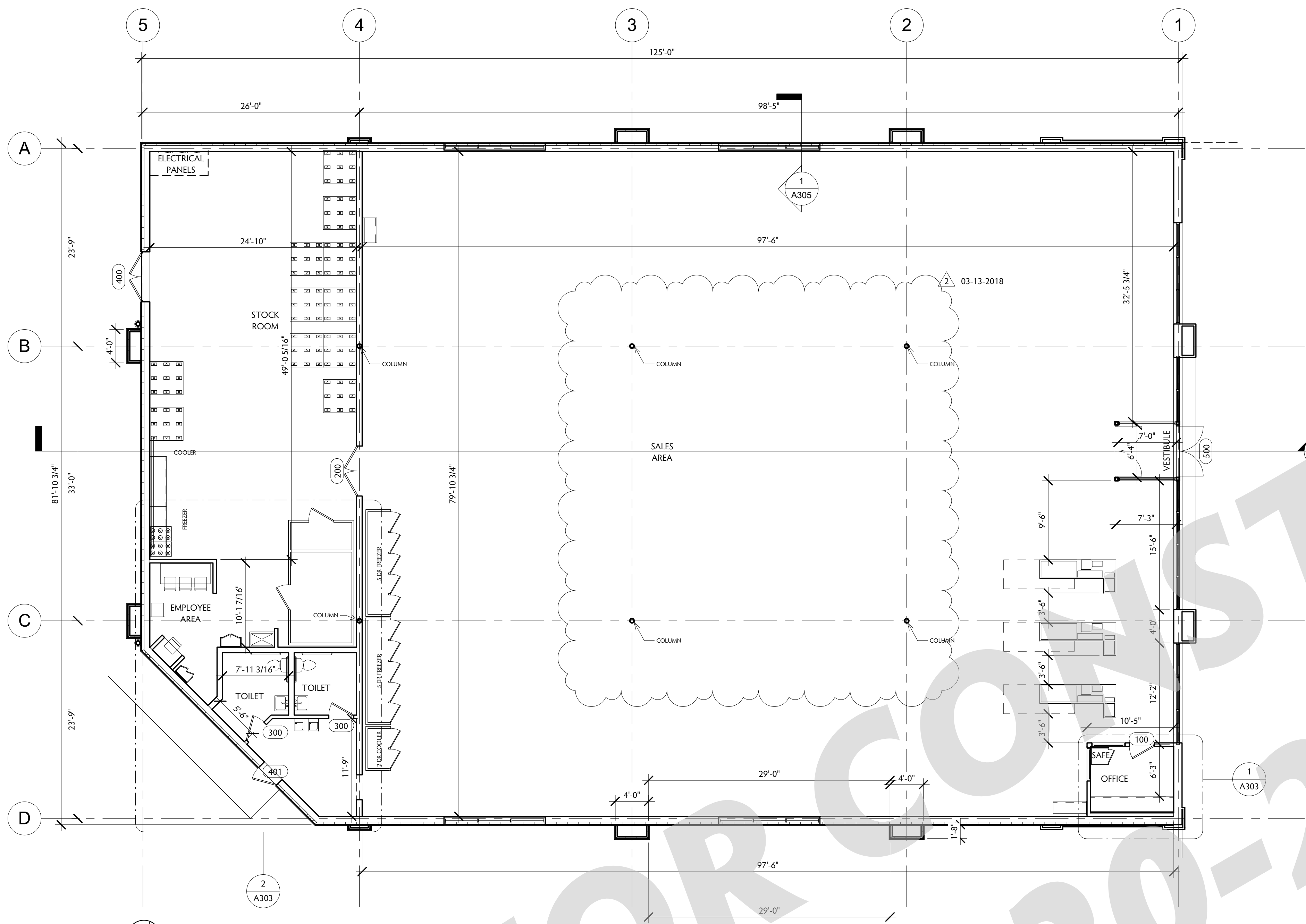
DRAWN BY: Author al@pmpcarch.com  
CHECKED BY: Checker jon@pmpcarch.com  
ISSUED: 3/14/2018 3:12:17 PM

DOLLAR TREE,  
GRAYSLAKE, IL 60030

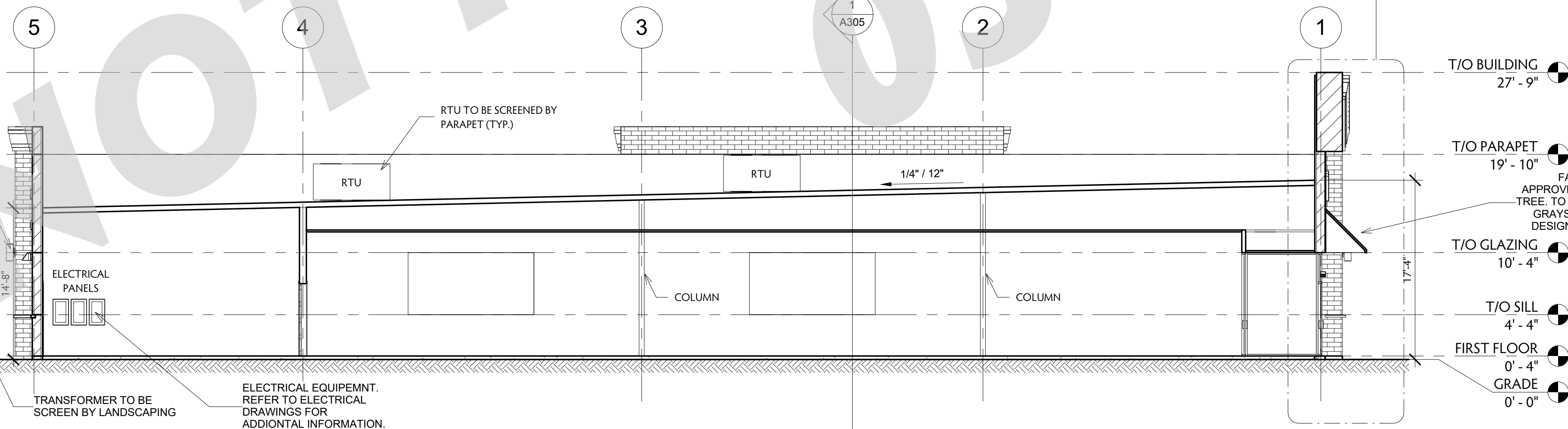
PERMIT #:

SITE PLAN

T101



1 FIRST FLOOR  
1/8" = 1'-0"




4 Section 1  
1/8" = 1'-0"

FINISH SCHEDULE					
SPACES	FLOORS	BASES	WALLS	CEILING	NOTES
SALES	POLISHED CONCRETE ENTRY CARPET TILE	4" VINYL	GWB-PAINT YELLOW / FRP	ACT	2,3,4,5,7,9,11,13
STOCK ROOM	CONCRETE	-	GWB	-	2,9
EMPLOYEE AREA	CONCRETE	-	GWB / PLYWOOD	-	5,12
OFFICE	POLISHED CONCRETE	4" VINYL	GWB - PAINT WHITE	-	2,3,4,5,7,8
TOILET	SHEET VINYL	6" SHEET VINYL	FRP	GWB - PAINT WHITE	4,5,6,7,9,10
HALLWAY	POLISHED CONCRETE	4" VINYL	GWB-PAINT WHITE / FRP	ACT	2,3,5,9,11
VESTIBULE	ENTRY CARPET TILE	-	STOREFRONT	ACT	1,5,11

FINISH NOTES:

- CARPET TILE: MANUFACTURED BY INTERFACE FLOORING SYSTEMS AND SUPPLIED BY DOLLAR TREE. INSTALL TILES QUATER TURNED AND PER DOLLAR TREE'S CRITERIA. ENTRY TILE: DECO RIB, STYLE #678609900. CONTRACTOR SHALL PREPARE FLOOR SURFACE AND COORDINATE CRPET INSTALLATION W/ CARPET INSTALLER.
- VINYL COVE BASE: COLOR-BLACK. VINL BASE ONLY ON EXPOSED WALLS NOT COVERED BY GONOLAS IN SALES AREA.) VINYL COVE BASE TO BE LOCATED IN STOCKROOM AT MOP SINK AND CABINET ONLY UON.
- POLISHED CONCRETE FLOOR ON SALES FLOOR AND OFFICE. POLISHED CONCRETE FLOOR BY DOLLAR TREE'S VENDOR. COORDINATE WITH DOLLAR TREE.
- SLATWALL: 3/4" SLATWALL WITH WHITE MELAMINE FINISH. SEE MANUFACTURER'S DRAWINGS FOR INSTALLATION DETAILS.
- PAINT COLORS ARE AS FOLLOWS:  
WHITE - SHERWIN WILLIAMS PRO 200 LATEX SEMI-GLOSS WHITE W/B-1 PER GALLON.  
YELLOW- BENJAMIN MOORE PRODUCT 274 "LEMON SORBET" #2019-60 (EGGSHELL FINISH)  
FOREST GREEN- BENJAMIN MOORE PRODUCT 274 "FOREST GREEN" #2047-10 (EGGSHELL FINISH)  
GRAY- "ROCKY RIVER" #5W6215 SHERWIN WILLIAMS (SEMI GLOSS)
- PAINT TOILET ROOM EXTERIOR WALLS WHITE.
- SLATWALL SHALL BE PROVIDED BY DOLLAR TREE AND INSTALLED BY CONTRACTOR. ALL OTHER FINISHES SHALL BE PROVIDED AND INSTALLED BY CONTRACTOR.
- PROVIDE PREFORMED COUNTER WITH WHITE HIGH PRESSURE LAMINATE FINISH. MOUNT TO WALLS. FILING CABINETS PROVIDED BY DOLLAR TREE. SEE ENLARGED OFFICE PLAN AND OFFICE ELEVATION.
- FRP (FIBERGLASS REINFORCED PANEL): IN TOILET ROOM FROM 6 1/2" AFF TO 8'-0" AFF SHALL BE WHITE\* COLOR (IN STOCKROOM BEHIND MOP SINK/UTILITY CABINET ONLY, IN HALLWAY BEHIND DRINKING FOUNTAIN ONLY FRP GOES FROM FINISHED FLOOR.) FRP ON SALES FLOOR (VHERE NOTES ON PLANS/ELEVATIONS) SHALL BE ALMOND COLOR WITH "J" CHANNEL TRIM CAP AND "H" CHANNEL PANEL CONNECTORS.
- SHEET VINYL: CLASSIC CORLON SERIES MANUFACTURED BY ARMSTRONG-CONNECTION CORLON "PORCELAIN" #88724 OR EQUAL. SHEET VINYL BASE: BY INTREGAL, 3/8" RADIUS, 6" HIGH COVERED BASE W/ COVE STICK AND EXTRUDED ALUMINUM CAP TRIM.
- PROVIDE 2'-0" X 4'-0" CEILING TILE BY ARMSTRONG "CORTEGA" SQUARE LAY-IN #769, WHITE, IN A WHITE METAL GRID. (IN ARAS WITH SIGNIFICANT AIR PRESSURE DIFFERENTIALS PROVIDE RETENTION CLIPS TO RETAIN PANELS IN PLACE.)
- PAINT EMPLOYEE AREA WALLS TO 4'-0" AFF "FOREST GREEN".
- SALES AREA TO RECIEVE LEVEL 5 FINISH. PROVIDE FINISH TO 1'-0" BEHIND FREEZER/COOLER AND GONDOLA. TO FINISHED FLOOR EVERYWHERE ELSE. CONTRACTOR SHALL ALLOW 72 HOUR CURE TIME.



**PMPC**  
ARCHITECTS

OFFICE: 312.207.0501  
FAX: 312.284.6100  
INFO@PMPCARCH.COM  
PMPCARCH.COM  
527 S. Wells St. Suite 402  
Chicago, IL 60607

REVISIONS

NO.	DATE	DESCRIPTION
2	03-13-2018	CLARIFICATION

DRAWN BY: ALI  
CHECKED BY: JON  
ISSUED: 3/14/2018 3:08:29 PM

DOLLAR TREE,  
GRAYSLAKE, IL 60030

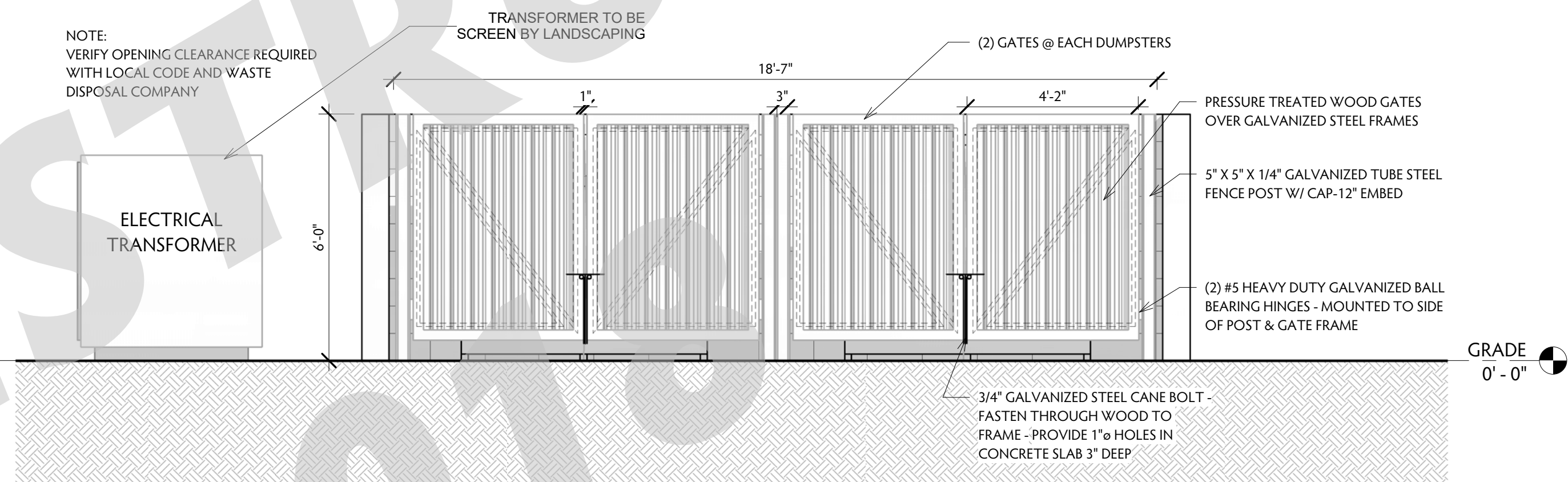
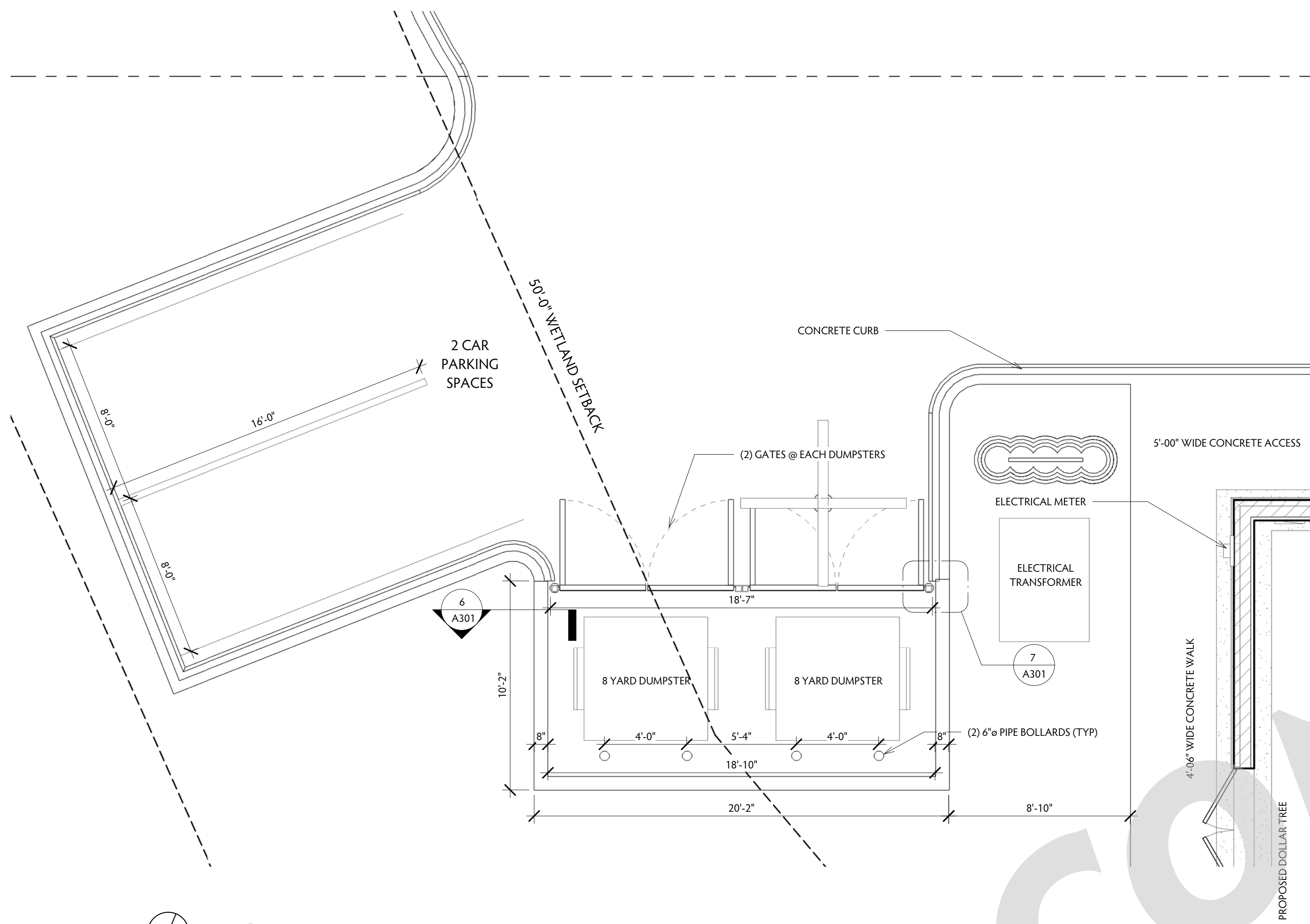
PERMIT #:

FLOOR PLANS

**A300**

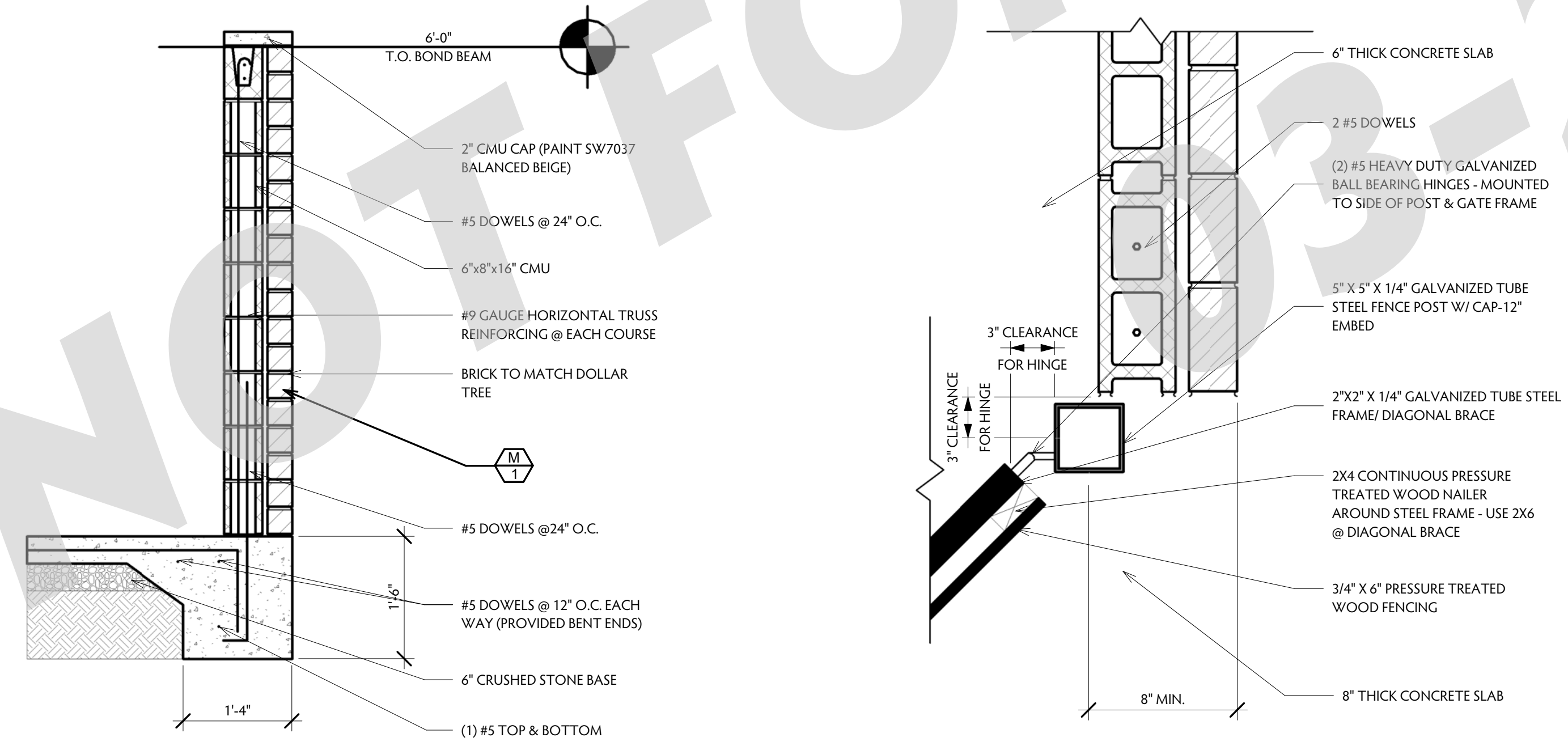
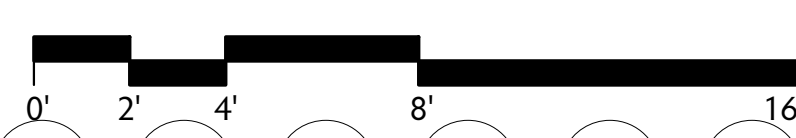
PHASE LEGEND

INDICATES NEW WORK




**1 TRASH ENCLOSURE**  
1/4" = 1'-0"

**3 SOUTH ELEVATION - TRASH ENCLOSURE**  
3/8" = 1'-0"



**6 CROSS SECTION**  
A301 NOT TO SCALE

**7 HINGE DETAIL**  
A301 NOT TO SCALE



**PMPC**  
ARCHITECTS

OFFICE: 312.207.0501  
FAX: 312.284.6100  
INFO@PMPARCH.COM  
PMPARCH.COM  
527 S. Wells St. Suite 402  
Chicago, IL 60607

**REVISIONS**

NO.	DATE	DESCRIPTION
2	03-13-2018	CLARIFICATION

DRAWN BY: ALI  
CHECKED BY: JON  
ISSUED: 3/14/2018 3:08:37 PM

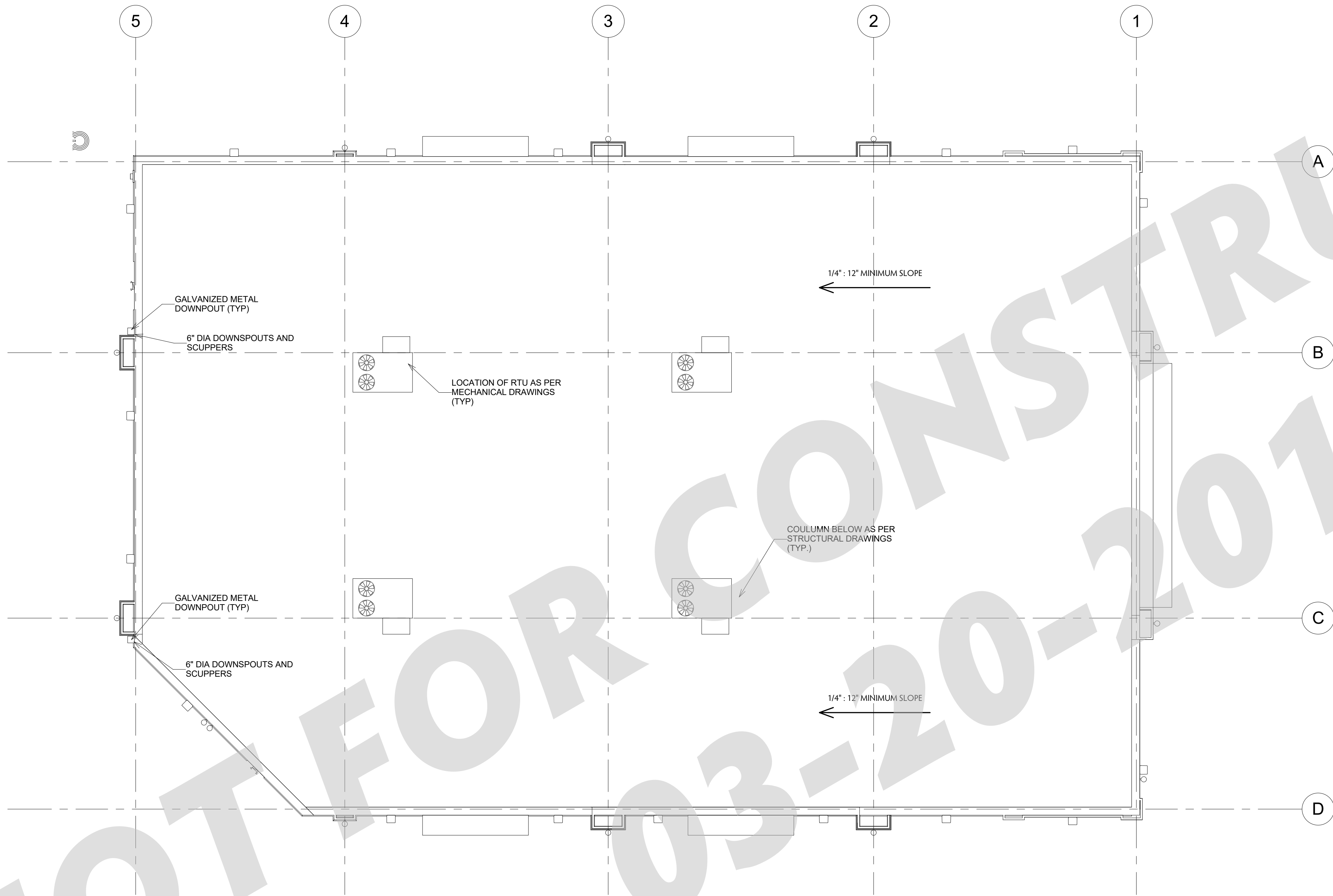
DOLLAR TREE,  
GRAYSLAKE, IL 60030

PERMIT #:

TRASH ENCLOSURE


**A301**

NOT FOR CONSTRUCTION 03-20-2018



1 ROOF PLAN  
1/8" = 1'-0"

0' 4' 8' 16' 32'



**PMPC**  
ARCHITECTS

OFFICE: 312.207.0501  
FAX: 312.284.6100  
INFO@PMPCARCH.COM  
PMPCARCH.COM  
527 S. Wells St. Suite 402  
Chicago, IL 60607

**REVISIONS**

NO.	DATE	DESCRIPTION
-----	------	-------------

DRAWN BY:	ALI	ali@pmpcarch.com
CHECKED BY:	JON	jon@pmpcarch.com
ISSUED:	3/14/2018 3:08:55 PM	

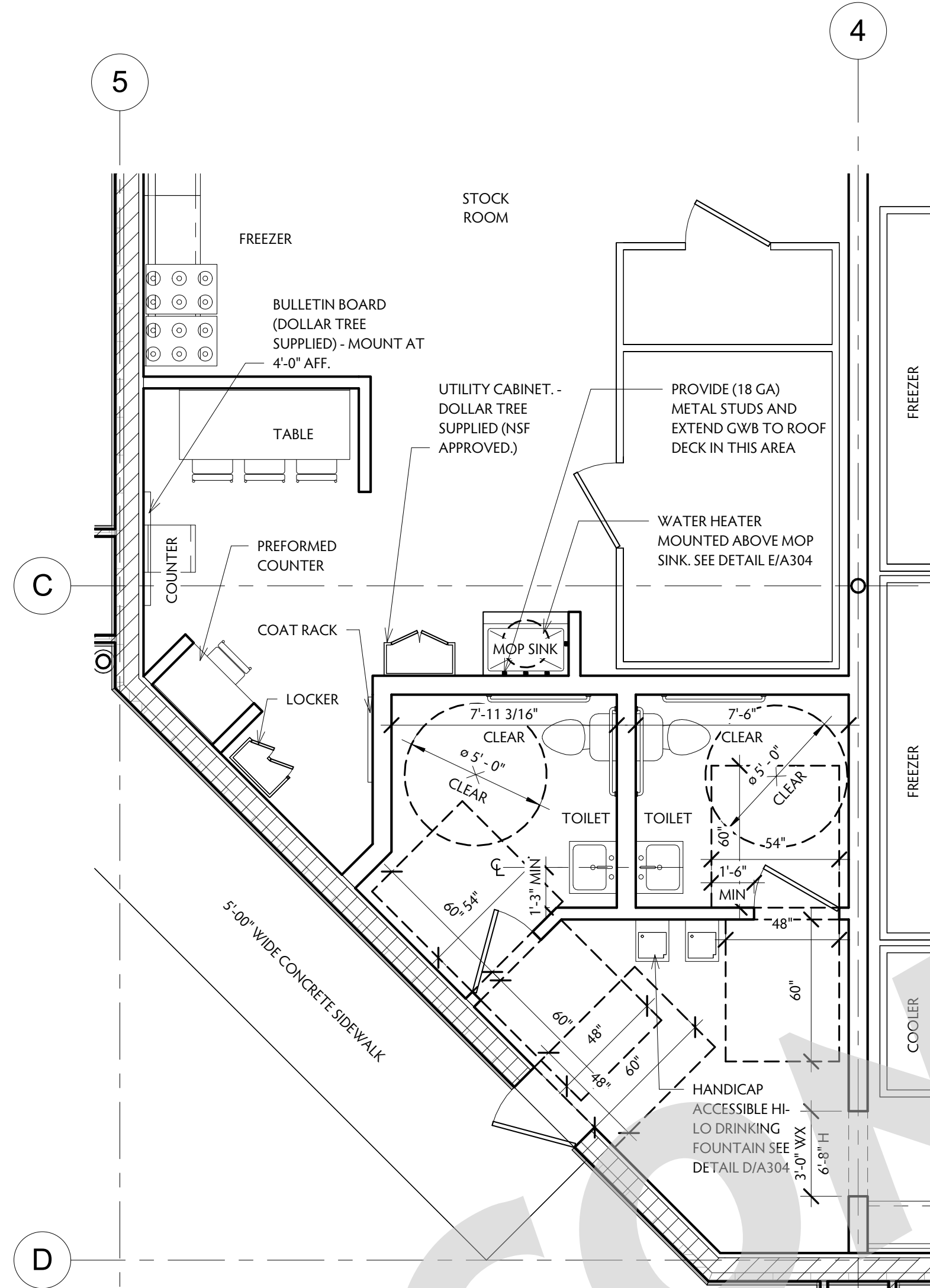
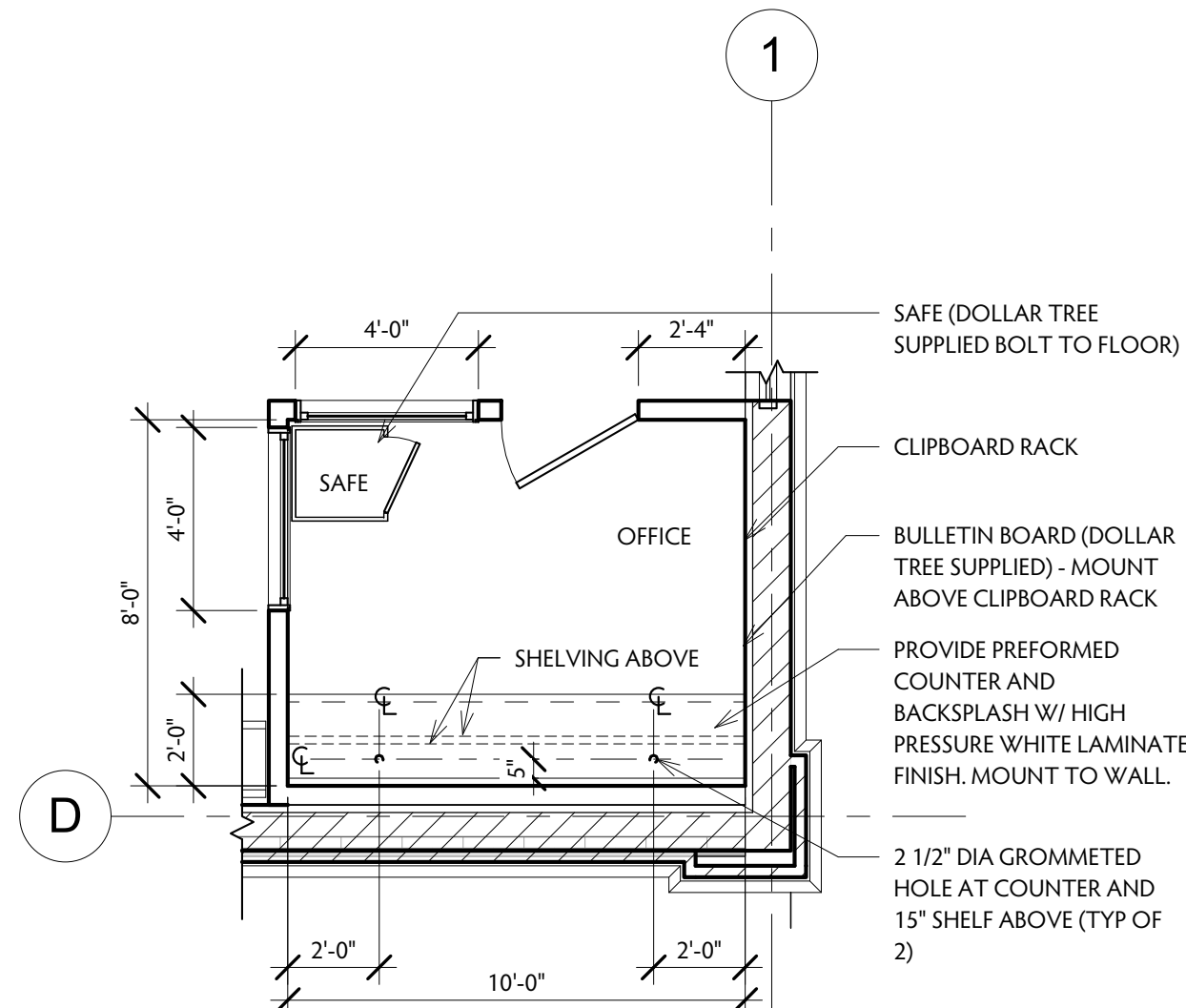
DOLLAR TREE,  
GRAYSLAKE, IL 60030

PERMIT #:

ROOF PLAN

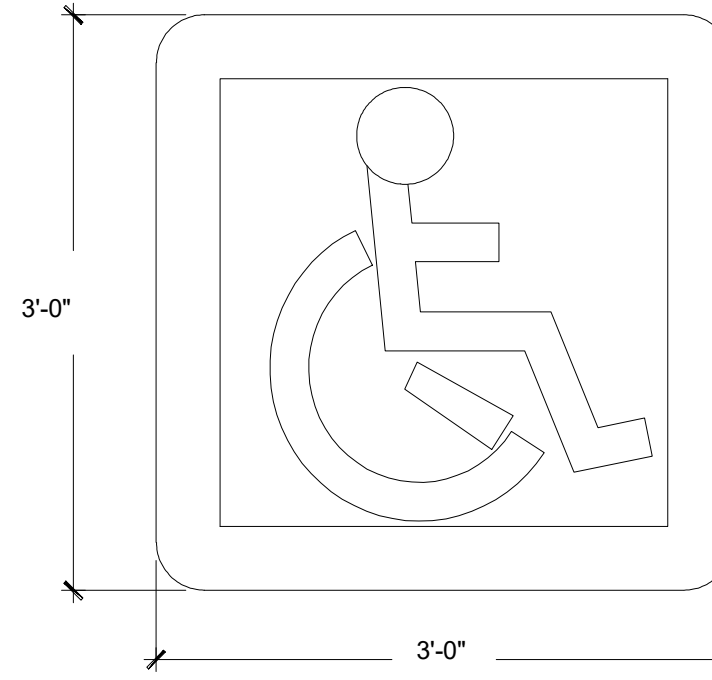
**A302**

**1 FIRST FLOOR - ENLARGED OFFICE**  
1/4" = 1'-0"

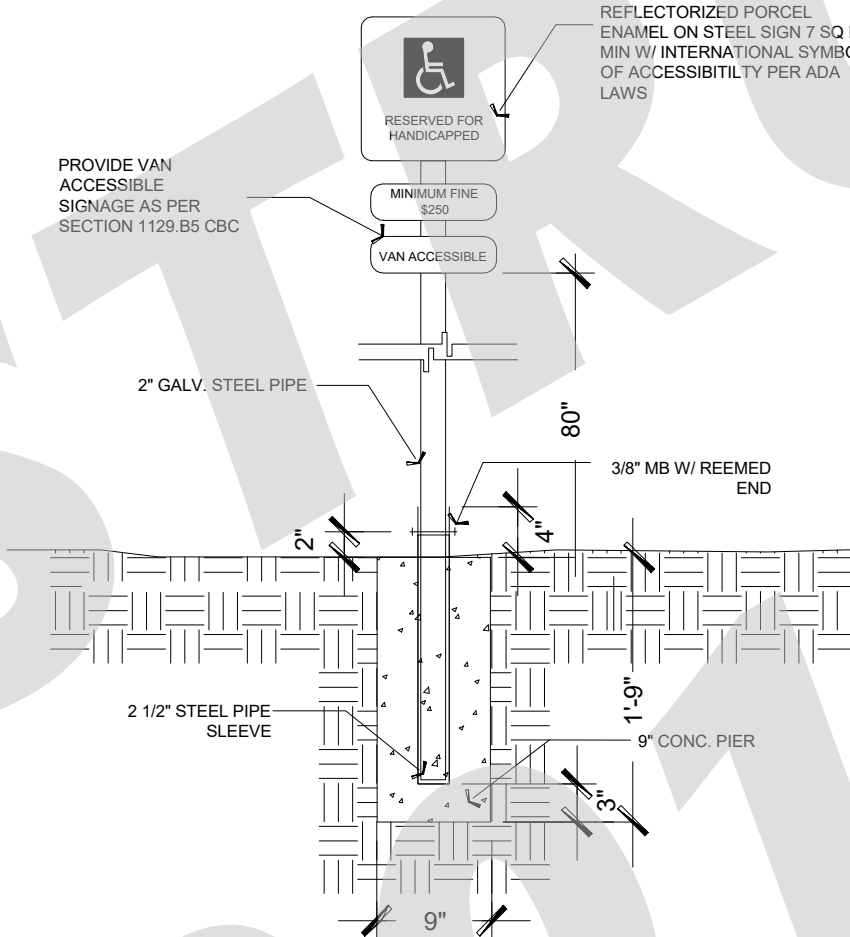


**2 FIRST FLOOR - EMPLOYEE AREA AND TOILET**  
1/4" = 1'-0"

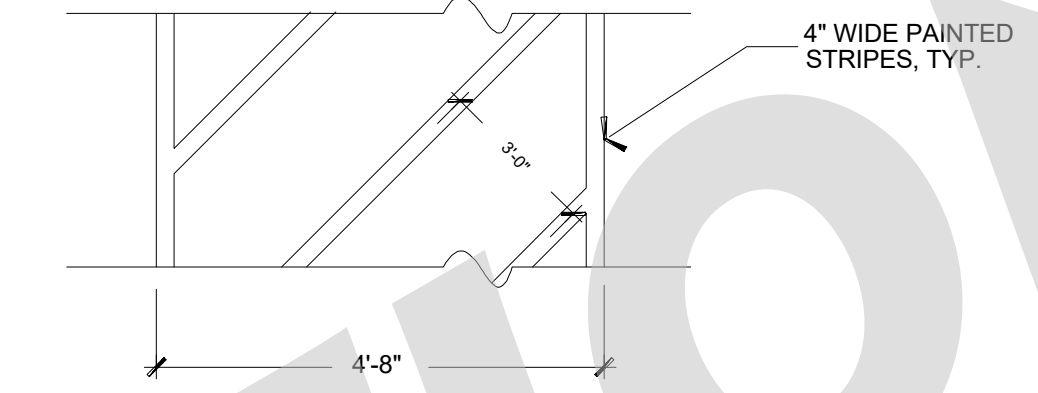
**ACCESSIBILITY SYMBOL DETAIL**  
NTS



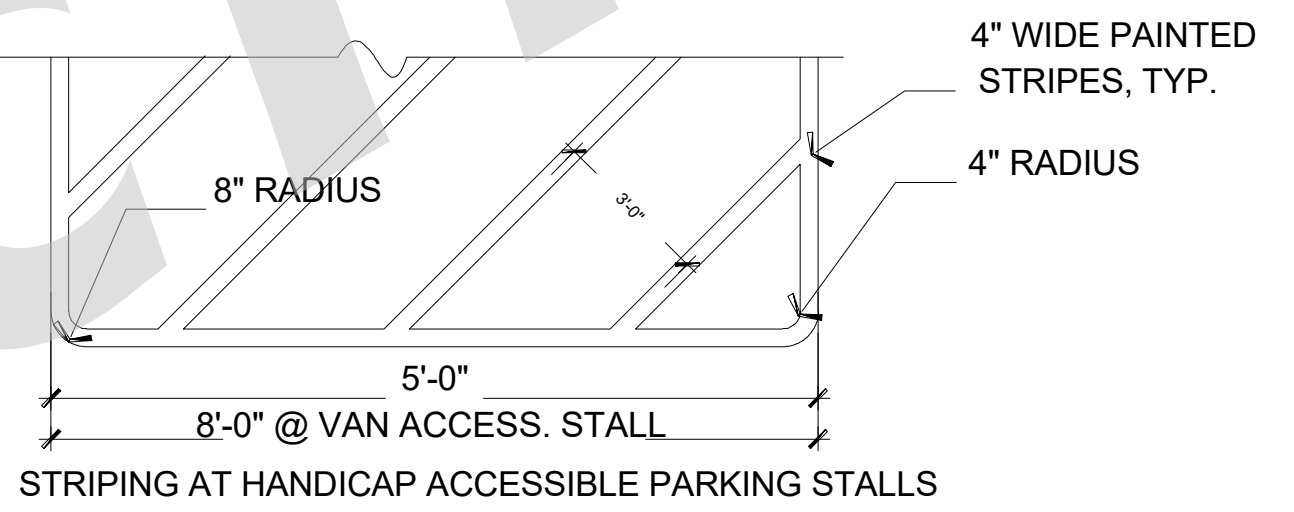
**PARKING SIGNAGE DETAIL**  
NTS



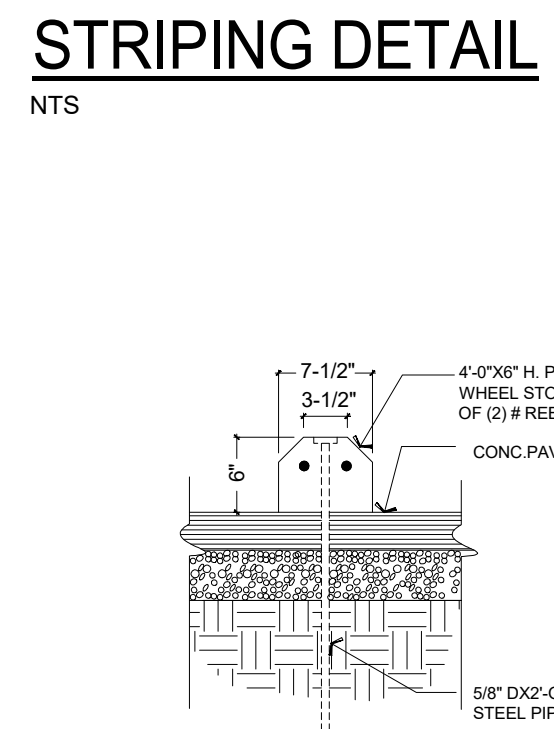
**STRIPING AT WALKS**




**STRIPING AT HANDICAP ACCESSIBLE PARKING STALLS**



**STRIPING DETAIL**  
NTS



**SECTION @ WHEEL STOP**  
NTS



**PMPC ARCHITECTS**

OFFICE: 312.207.0501  
FAX: 312.284.6100  
INFO@PMPCARCH.COM  
PMPCARCH.COM  
527 S. Wells St. Suite 402  
Chicago, IL 60607

**REVISIONS**

NO.	DATE	DESCRIPTION
2	03-13-2018	CLARIFICATION

DRAWN BY: ALI  
CHECKED BY: JON  
ISSUED: 3/14/2018 3:09:01 PM

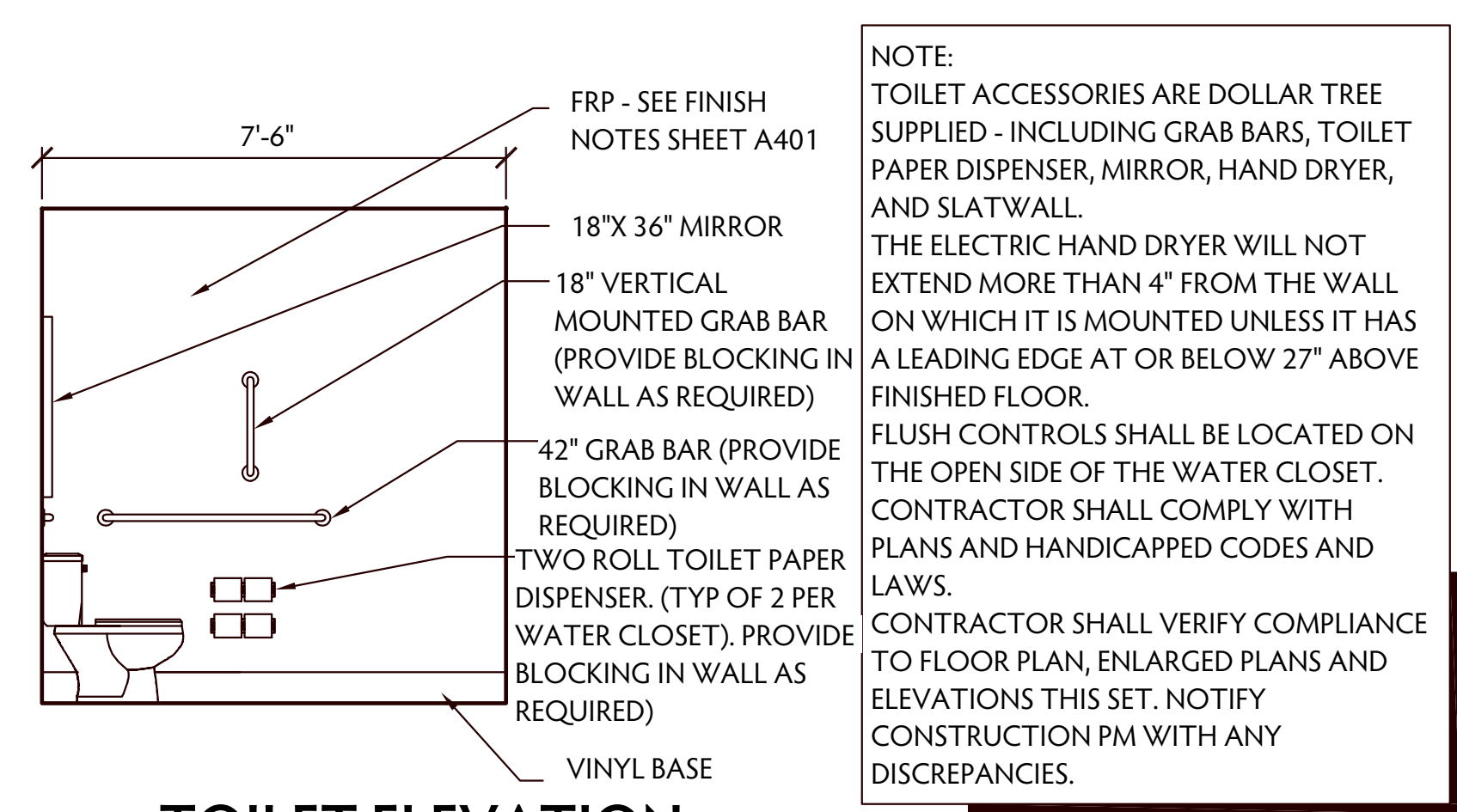
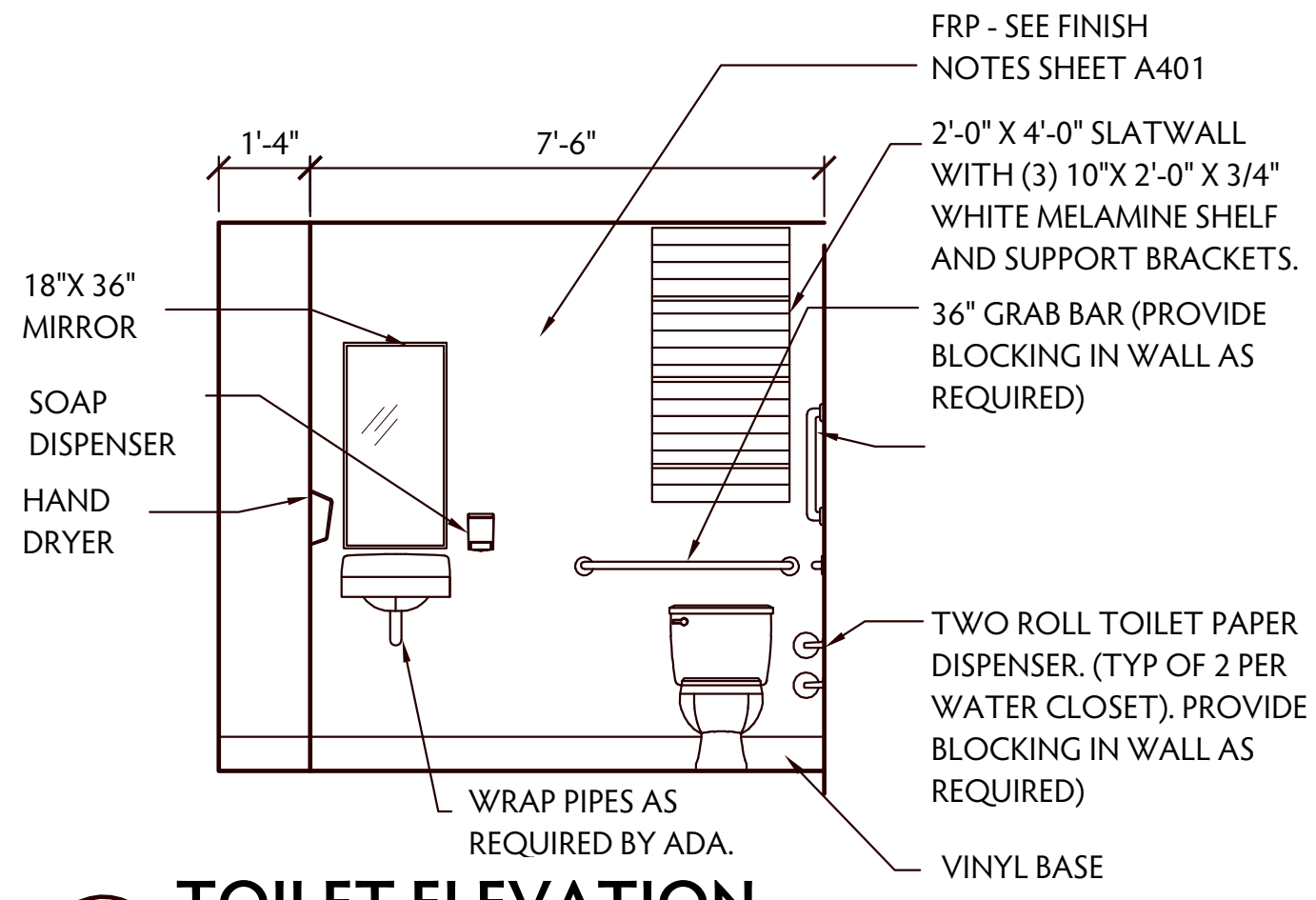
DOLLAR TREE,  
GRAYSLAKE, IL 60030

PERMIT #:

ENLARGED PLANS

**A303**

NOT FOR CONSTRUCTION



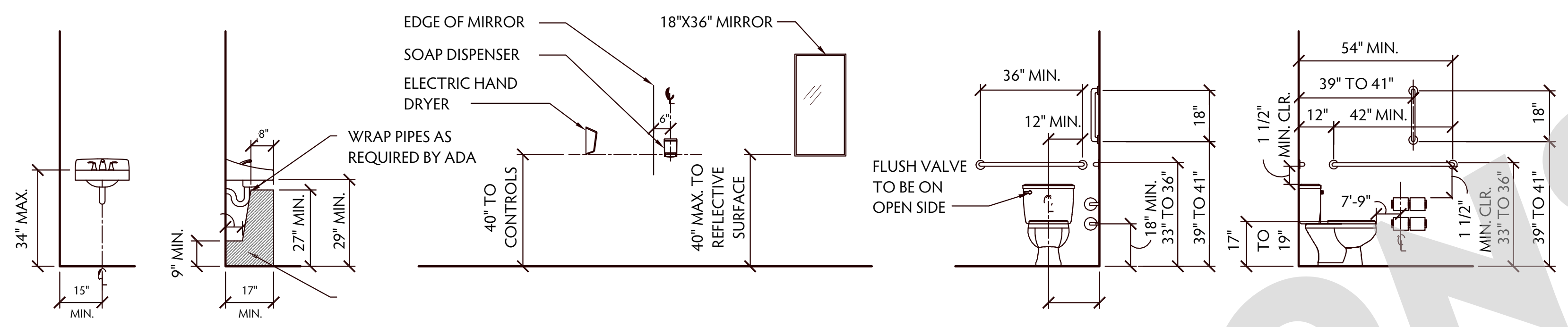
NOTE:  
TOILET ACCESSORIES ARE DOLLAR TREE SUPPLIED - INCLUDING GRAB BARS, TOILET PAPER DISPENSER, MIRROR, HAND DRYER, AND SLATWALL.  
THE ELECTRIC HAND DRYER WILL NOT EXTEND MORE THAN 4" FROM THE WALL ON WHICH IT IS MOUNTED UNLESS IT HAS A LEADING EDGE AT OR BELOW 27" ABOVE FINISHED FLOOR.  
FLUSH CONTROLS SHALL BE LOCATED ON THE OPEN SIDE OF THE WATER CLOSET. CONTRACTOR SHALL COMPLY WITH PLANS AND HANDICAPPED CODES AND LAWS.  
CONTRACTOR SHALL VERIFY COMPLIANCE TO FLOOR PLAN, ENLARGED PLANS AND ELEVATIONS THIS SET. NOTIFY CONSTRUCTION PM WITH ANY DISCREPANCIES.

**A TOILET ELEVATION**

A304 SCALE: 3/8" = 1'0"

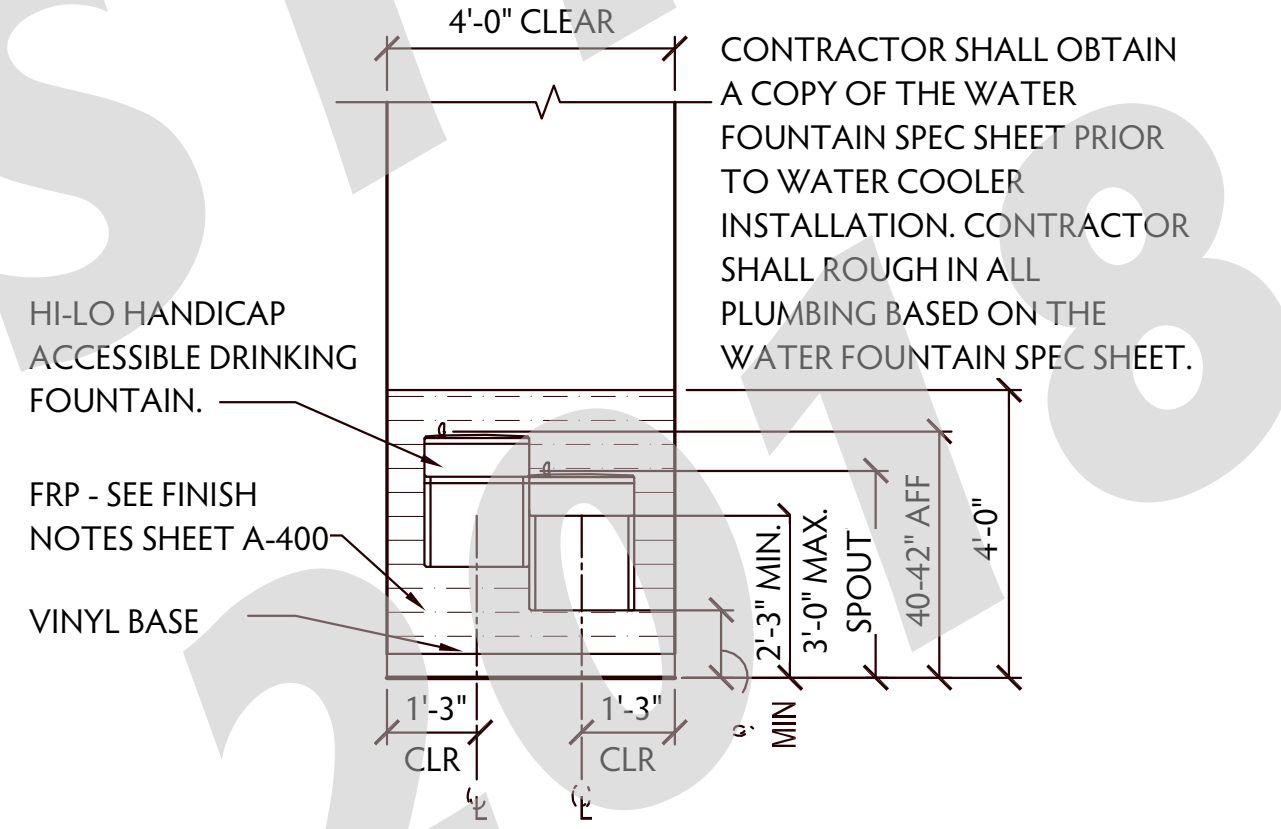
**B TOILET ELEVATION**

A304 SCALE: 3/8" = 1'0"



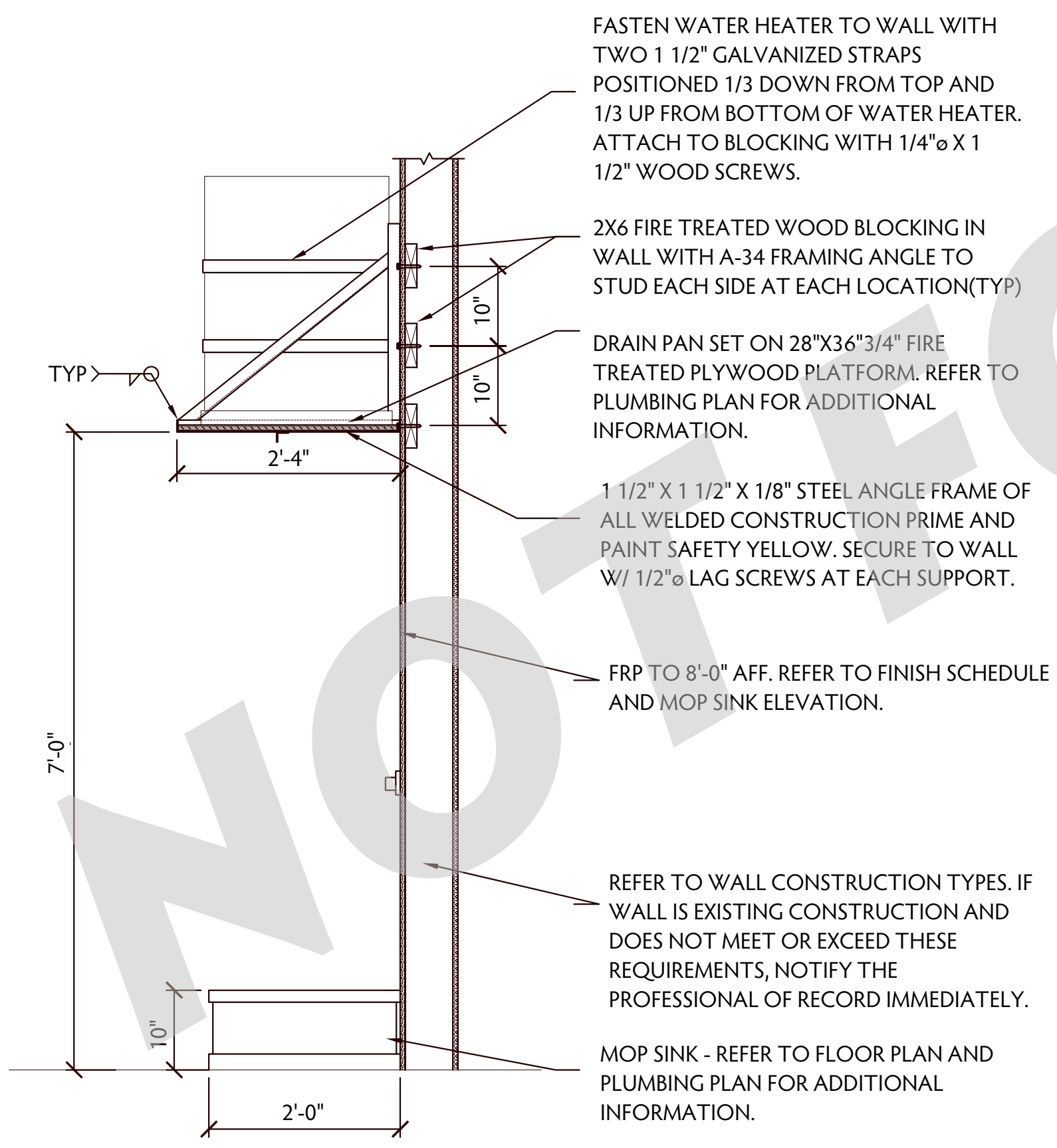
**C TYPICAL ACCESSIBILITY CLEARANCES**

A304 SCALE: 3/8" = 1'0"



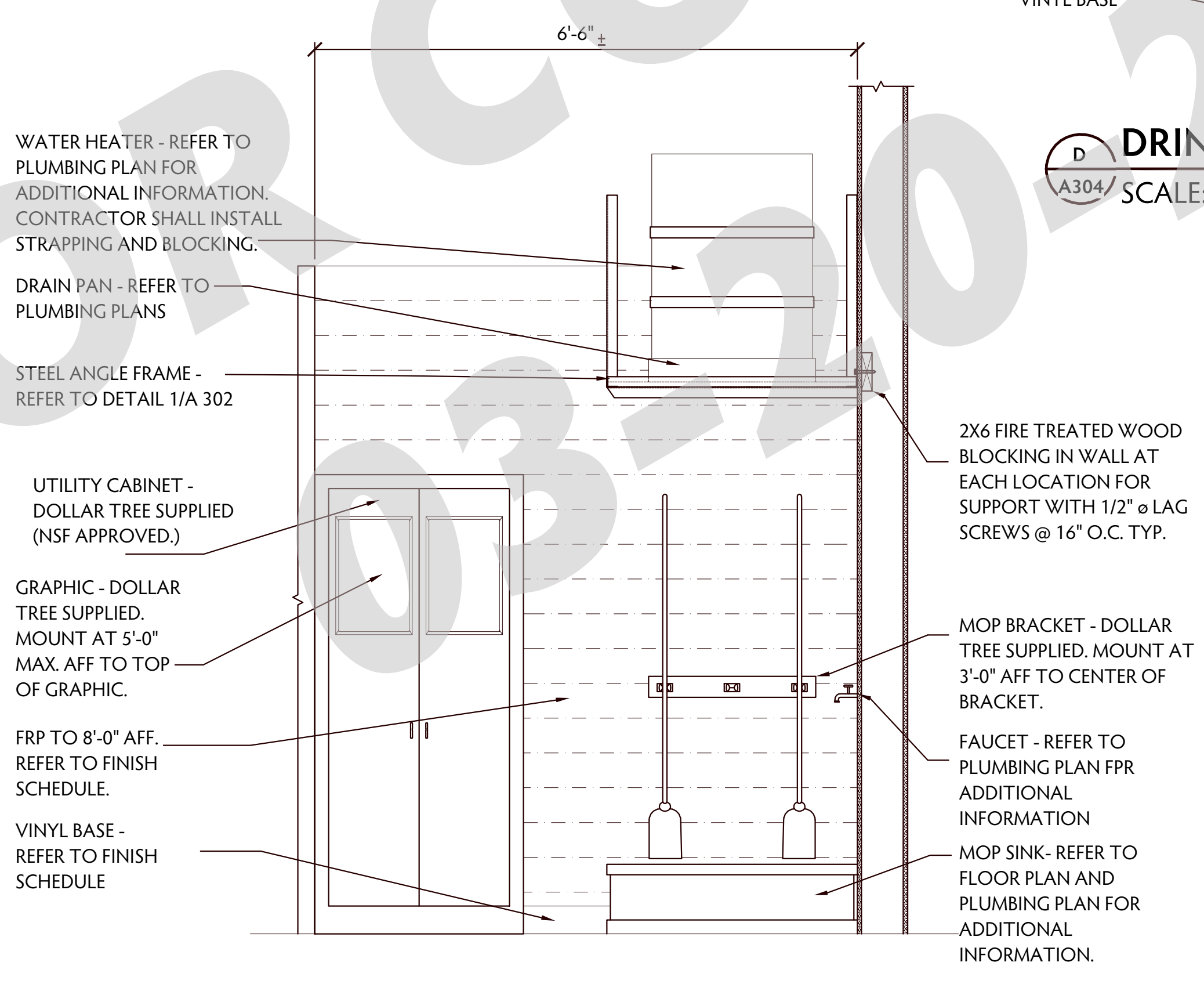
**D DRINKING FOUNTAIN ELEVATION**

A304 SCALE: 3/8" = 1'0"



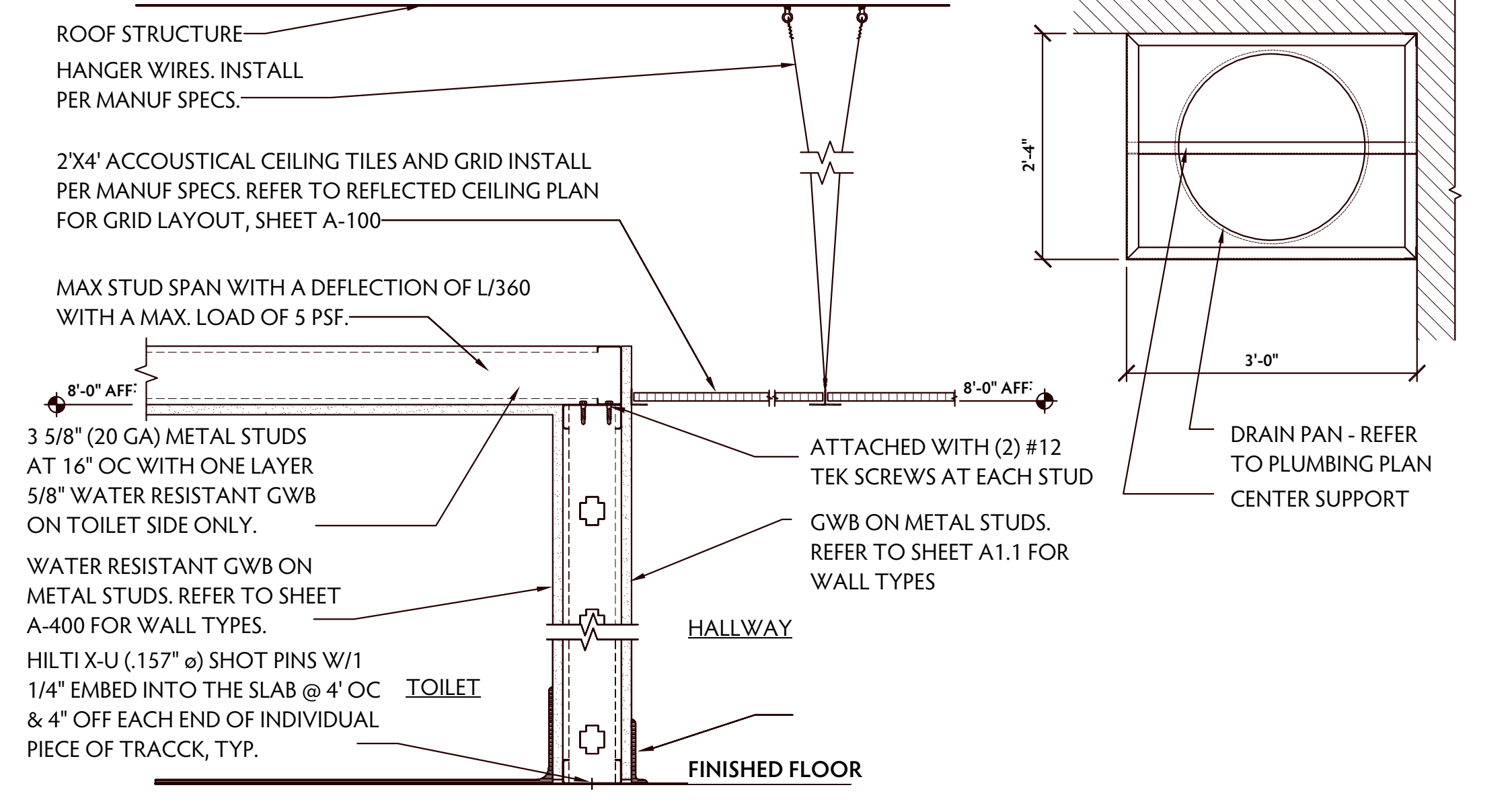
**1 WATER HEATER MOUNTING DETAIL**

A304 SCALE: 3/4" = 1'0"



**E MOP SINK AND UTILITY CABINET ELEVATION**


A304 SCALE: 3/4" = 1'0"



**2 CEILING DETAIL @ TOILET/HALLWAY**

A304 SCALE: 1/2" = 1'0"

NOTE:  
1. REFER TO FINISH SCHEDULE FOR ALL FINISHES, SHEET A401



OFFICE: 312.207.0501  
FAX: 312.284.6100  
INFO@PMPCARCH.COM  
PMPCARCH.COM  
527 S. Wells St. Suite 402  
Chicago, IL 60607

**REVISIONS**

NO.	DATE	DESCRIPTION

DRAWN BY: ALI ali@pmpcarch.com  
CHECKED BY: JON jon@pmpcarch.com  
ISSUED: 3/14/2018 3:09:11 PM

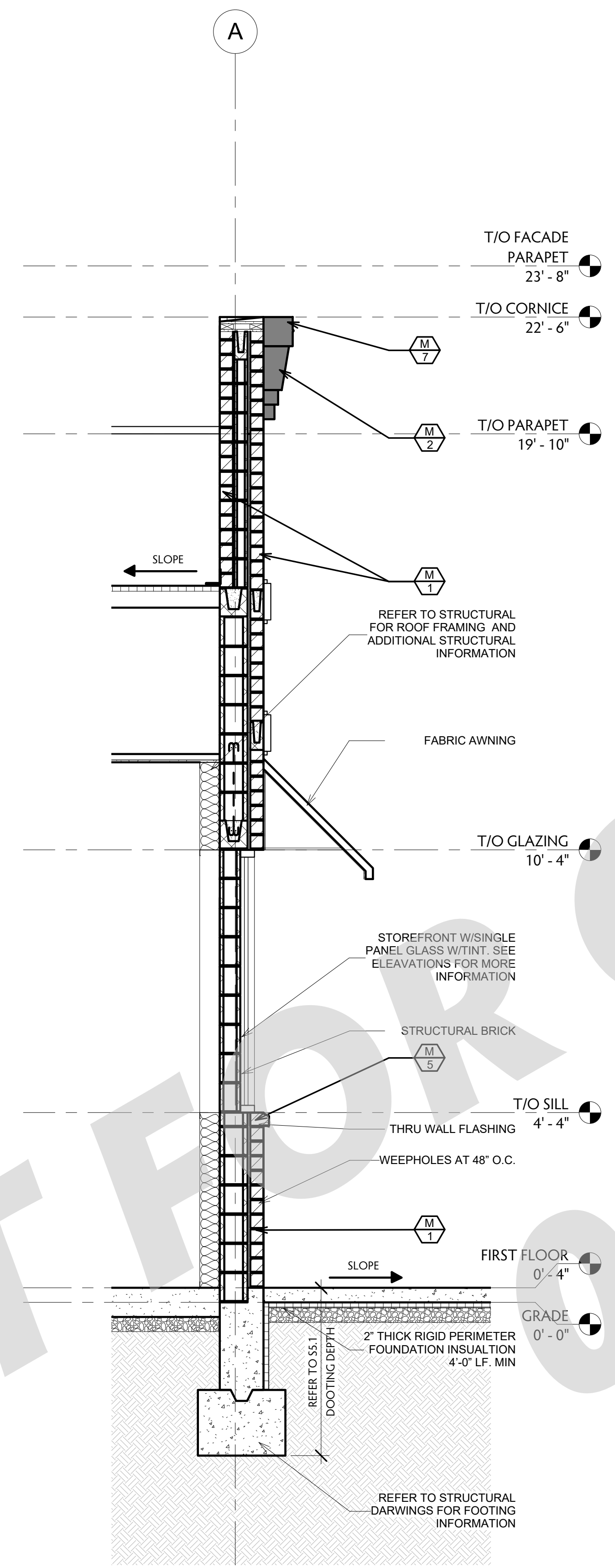
DOLLAR TREE,  
GRAYSLAKE, IL 60030

**PERMIT #:**

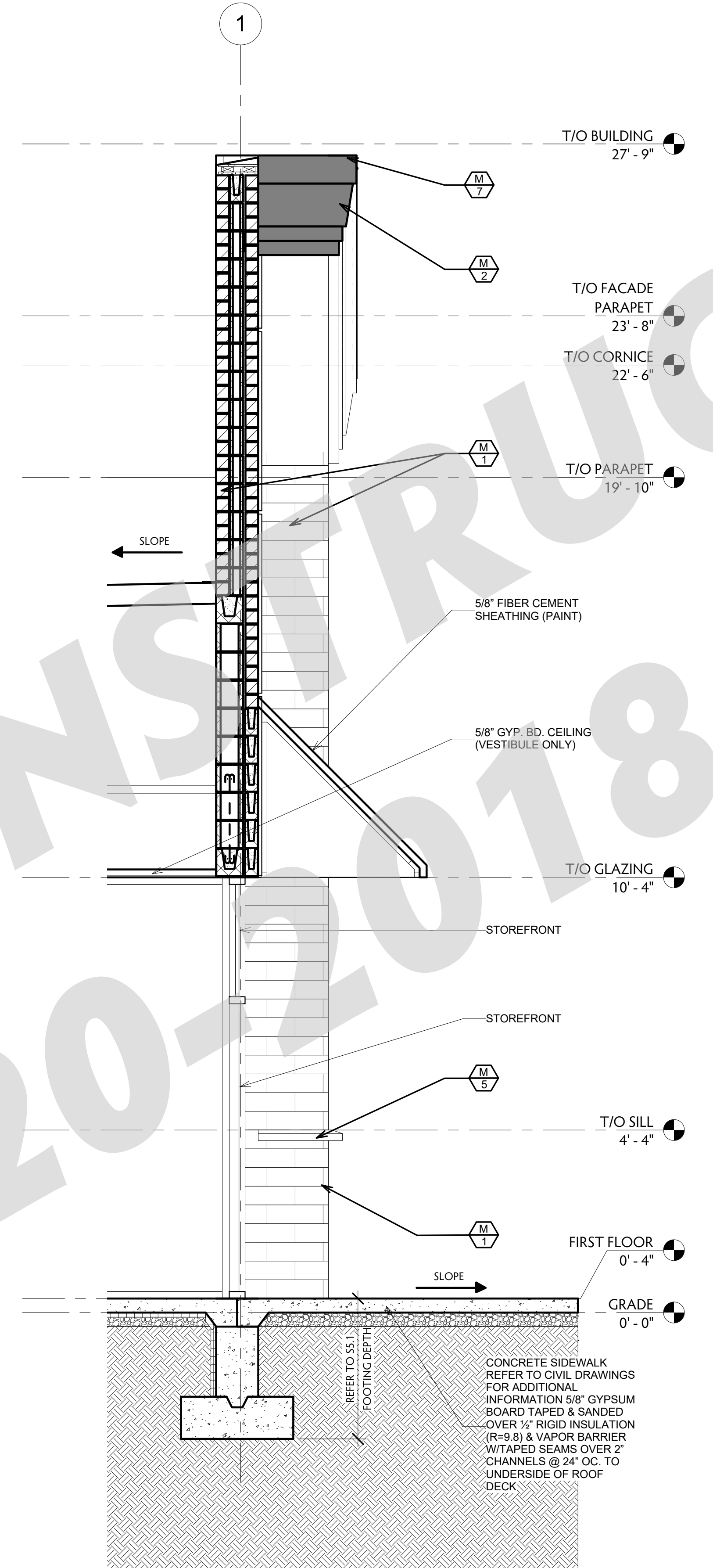
TOILET & STOCK  
DETAILS

**A304**


03-13-2018



**1** SIMULATION GLASS  
A305 NOT TO SCALE



**2** Section 1 - Callout 1  
A305 NOT TO SCALE



**PMPC**  
ARCHITECTS

OFFICE: 312.207.0501  
FAX: 312.284.6100  
INFO@PMPCARCH.COM  
PMPCARCH.COM  
527 S. Wells St. Suite 402  
Chicago, IL 60607

**REVISIONS**

NO.	DATE	DESCRIPTION
2	03-13-2018	CLARIFICATION

DRAWN BY: ALI  
CHECKED BY: JON  
ISSUED: 3/14/2018 3:09:52 PM

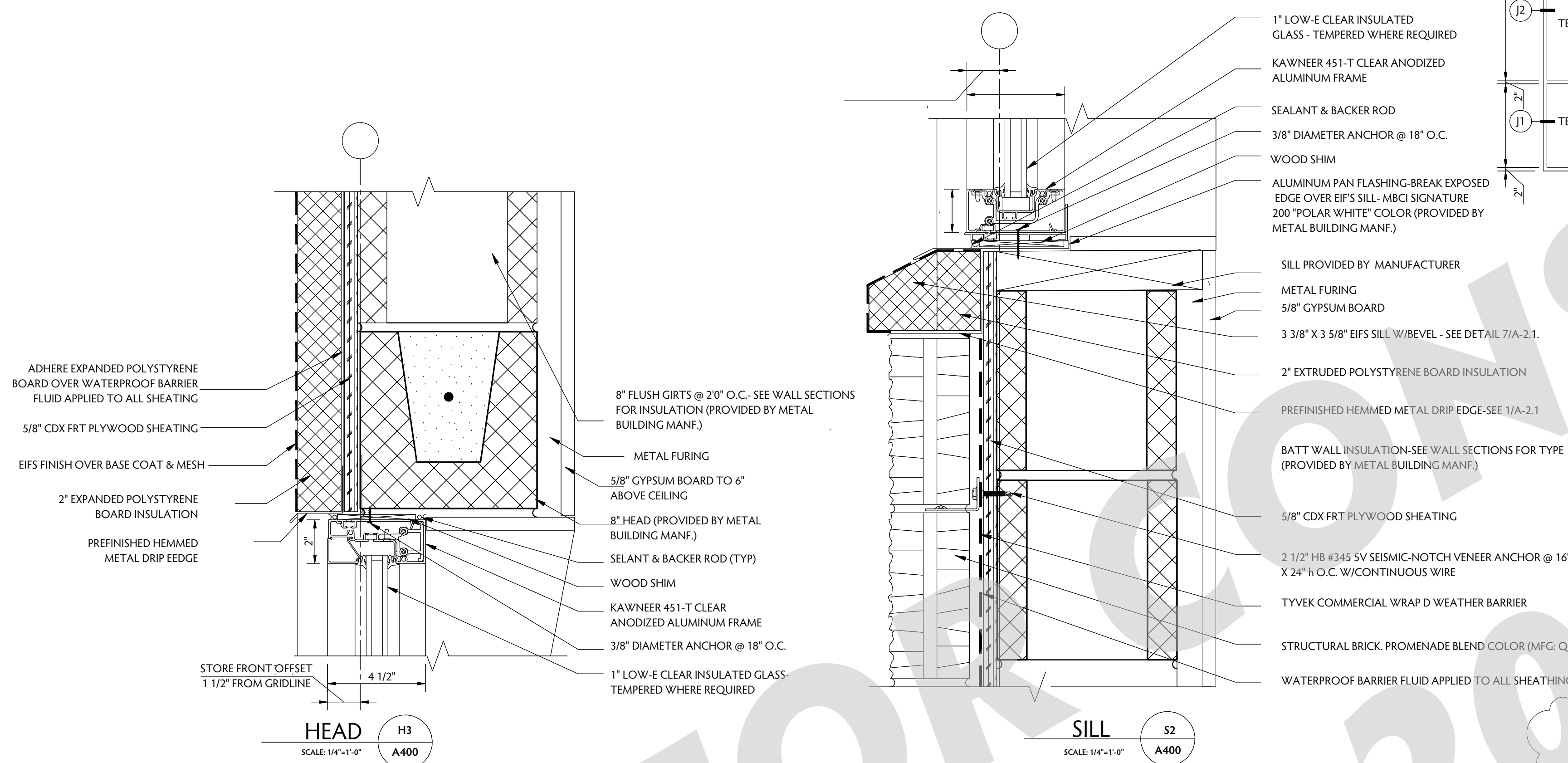
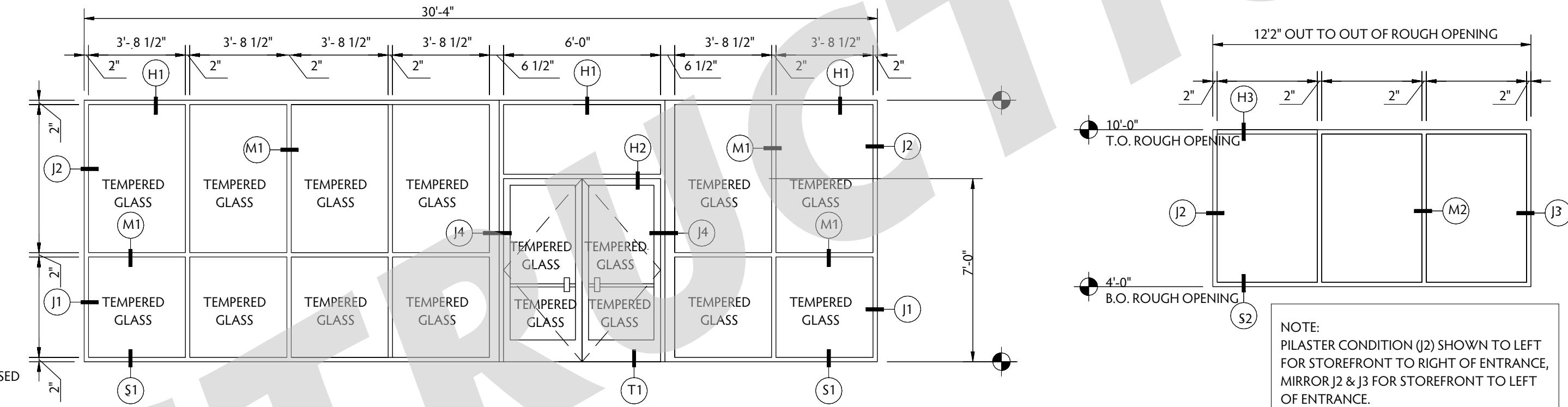
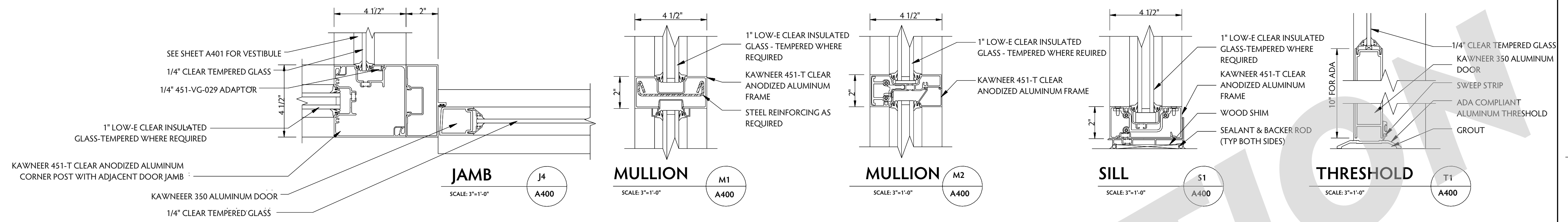
DOLLAR TREE,  
GRAYSLAKE, IL 60030

PERMIT #:

WALL SECTIONS

**A305**





**STOREFRONT SCHEDULE**


MARK	QTY.	MANUFACTURER	FINISH	TYPE	GLASS	
					INTERIOR PANE	EXTERIOR PANE
A	1	KAWNEER 451T	CLEAR ANODIZED	1" INSULATED	1/4" CLEAR FLOAT	1/4" CLEAR FLOAT W/LOW-E COATING
B	2	KAWNEER 451T	CLEAR ANODIZED	1" INSULATED	1/4" CLEAR FLOAT	1/4" CLEAR FLOAT W/LOW-E COATING

GENERAL NOTE:  
 DIMENSIONS DO NOT ACCOUNT FOR SHIMMING AT PERIMETER OF STOREFRONT, SHOP DRAWINGS SHALL BE ADJUSTED TO ACCOUNT FOR REQUIRED SHIMMING, ROUGH OPENING DIMENSIONS SHALL BE FIELD VERIFIED PRIOR TO MANUFACTURING STOREFRONT

**WALL LEGEND**

TYPE MARK	DESCRIPTION
A	PARTITION WALL: 6" (20 GA) METAL STUDS @16" OC WITH ONE LAYER 5/8" GWB EACH SIDE, SEE STRUCTURAL DETAILS FOR ADDITIONAL REQUIREMENTS AND BRACING. FINISH PER FINISH SCHEDULE, SHEET AS1.4 ( PLUMBING WALLS ON INTERIOR OF TOILETS SHALL HAVE WATER RESISTANT GWB.)
B	PARTITION WALL: 3 5/8" (20 GA) METAL STUDS @16" OC WITH ONE LAYER 5/8" GWB EACH SIDE, SEE STRUCTURAL DETAILS FOR ADDITIONAL REQUIREMENTS AND BRACING. FINISH PER FINISH SCHEDULE, SHEET AS1.4 ( PLUMBING WALLS ON INTERIOR OF TOILETS SHALL HAVE WATER RESISTANT GWB.)

**NOTE:**  
 1. INTERIOR WALLS AND PARTITIONS SHALL BE CONSTRUCTED TO RESIST A MINIMUM 5 PSF LATERAL LOAD OR FOR DESIGNED IMPOSED LOADS, IBC 1607.13.  
 2. FINISH PER FINISH SCHEDULE SHEET A401



OFFICE: 312.207.0501  
 FAX: 312.284.6100  
 INFO@PMPCARCH.COM  
 PMPCARCH.COM  
 527 S. Wells St. Suite 402  
 Chicago, IL 60607

**REVISIONS**

NO.	DATE	DESCRIPTION
2	03-13-2018	CLARIFICATION

DRAWN BY: ALI  
 CHECKED BY: JON  
 ISSUED: 3/14/2018 3:10:05 PM

DOLLAR TREE,  
 GRAYSLAKE, IL 60030

PERMIT #:

STOREFRONT NOTES &  
 SCHEDULES

**A400**

### DOOR SCHEDULE

#	DOORS				MATERIAL	DOORS EL	DETAILS			FIRE RATE	HDW NOTES	FRM EL	DOOR NOTES
	W	H	L	T			HEAD	JAMB	SILL				
100	3'-0"	6'-8"	1 3/4"		SOLID CORE WD	C	1/A401	1/A401	-		100A	C	4
200	PR3'-0"	7'-0"	1 3/4"		HOLLOW METAL	C	1/A401	1/A401	-		200B	E	2,4,6,8
300	3'-0"	6'-8"	1 3/4"		SOLID CORE WD	C	1/A401	1/A401	-		300C	C	4,5,11
400	PR3'-0"	7'-0"	1 3/4"		HOLLOW METAL	C	3/A401	4/A401	2/A401		400A	C	3,4,10
401	3'-0"	7'-0"	1 3/4"		HOLLOW METAL	B	3/A401	4/A401	2/A401		500C	B	3,4,7,10
500	PR3'-0"	7'-0"	1 3/4"		STOREFRONT	A	H2/A400	J4/A400	T1/A400		500A	A	1,9,10
501	PR3'-0"	7'-0"	1 3/4"		STOREFRONT	A	6/A401	7/A401	-		500A	F	1,9

INTERIOR DOORS OPENING FORCE SHALL NOT EXCEED 5 LBF, EXTERIOR DOORS OPENING FORCE SHALL NOT EXCEED 8.5 LBF. IAC 300.310(j)(10).

### DOOR NOTE

- PROVIDE A SIGN POSTED ON THE EGRESS SIDE, ON OR ADJACENT TO THE DOOR STATING: "THIS DOOR TO REMAIN UNLOCKED WHEN BUILDING IS OCCUPIED." THE SIGN SHALL BE IN LETTERS 1" HIGH ON A CONTRASTING BACKGROUND
- NEW DOORS - SUPPLIED BY DOLLAR TREE W/ PRE-INSTALLED BRUSHED ALUM COVER PLATE ON SALES AREA SIDE OF THE DOOR.
- PROVIDE (ONE) PEEP HOLE TO VIEW OUT. MOUNT @ 43" AFF.
- PAINT DOOR AND FRAME W/ WHITE SEMI-GLOSS ENAMEL PAINT. FOR DOORS 400 & 401 PAINT INTERIOR WHITE AND SEE SHET A-20. FOR EXTERIOR COLOR. INSTALL DOLLAR TREE SUPPLIED SIGNAGE PER DETAIL A/A401
- REINFORCE JAMBS WITH WOOD BLOCKING.
- PROVIDE SIGNAGE THAT READS "EMERGENCY EXIT ONLY."
- PROVIDE SIGNAGE THAT READS "EMPLOYEES ONLY."
- PROVIDE HANDICAPPED ACCESSIBILITY DECAL. SEE DETAIL A/A-2.6.
- CONTRACTOR TO PROVIDE AND INSTALL DOOR SWEEP ON ALL EXTERIOR DOORS TO PREVENT WATER, WIND AND DEBRIS INFILTRATION.
- PROVIDE COAT HOOK AT 48" AFF. ON BACK SIDE OF DOOR.

### GENERAL HARDWARE NOTES

- THRESHOLDS AT EGRESS DOORS SHALL BE NO MORE THAN 1/2" (MAX) HEIGHT AFF.
- ALL DOOR HANDLES, PULLS, LATCHES, LOCKS AND OTHER OPERATING DEVICES SHALL BE INSTALLED 34" (MIN) TO 48" (MAX) AFF AND SHALL BE "SINGLE-HANDED" OPERABLE WITHOUT USE OF KEY OR SPECIAL KNOWLEDGE.
- WHERE EGRESS DOORS ARE USED IN PAIRS, THE UNLATCHING OF THE LEAF SHALL NOT REQUIRE MORE THAN ONE (1) OPERATION AS MENTIONED IN GENERAL HARDWARE NOTE #2 ABOVE.
- CONTROLS AND OPERATING MECHANISMS SHALL BE LEVER-TYPE (OR EQUAL) PROVIDING OPERATION WITH ONE HAND AND NOT REQUIRE TIGHT GRASPING, PINCHING, OR TWISTING OF THE WRIST.
- THE FORCE REQUIRED TO ACTIVATE CONTROLS OF INTERIOR HINGED DOORS SHALL BE NO GREATER THAN 5 POUNDS (22.2 N).
- DOORS EQUIPPED WITH CLOSERS SHALL BE ADJUSTED SO THAT THE SWEEP PERIOD FROM AN OPEN POSITION OF 70 DEGREES WILL TAKE AT LEAST 3 SECONDS TO MOVE TO A POINT 3" FROM THE LATCH, MEASURED FROM THE LEADING EDGE OF THE DOOR.
- REQUIRED EXIST DOOR SHALL BE OPENABLE FROM THE INSIDE WITHOUT THE USE OF A KEY, TOOL, SPECIAL KNOWLEDGE OR EFFORT. MANUALLY OPERATED FLUSH BOLTS ARE PROHIBITED. ALL HARDWARE MUST BE DIRECT ACTING REQUIRING NO MORE THAN ONE OPERATION. DOUBLE CYLINDER DEAD BOLTS, REQUIRING A KEY FOR OPERATION ON BOTH SIDE, ARE PROHIBITED ON REQUIRED MEANS OF EGRESS DOORS UNLESS THE LOCKING DEVICE IS PROVIDED WITH A KEY WHICH CANNOT BE REMOVED WHEN THE DOOR IS LOCKED FROM THE INSIDE.

### HARDWARE NOTE

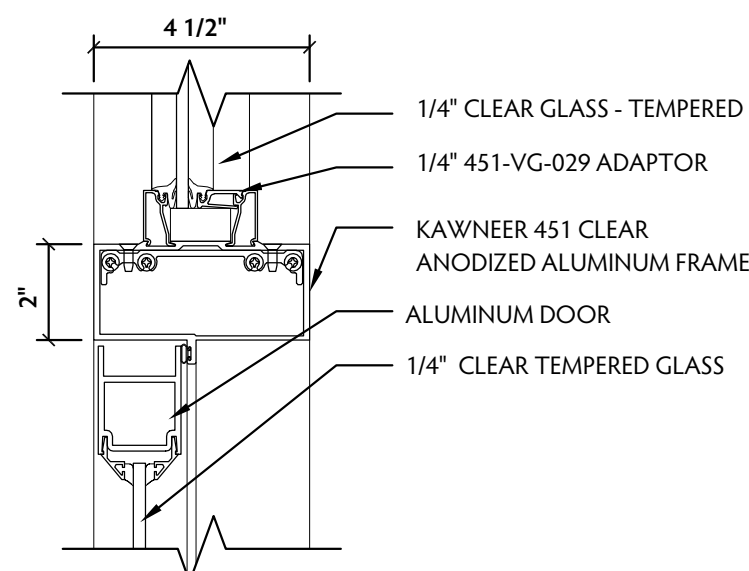
- HDW # 100A**
- 1 1/2 PAIR HINGES: STANDARD WEIGHT
  - 1 MECHANICAL PUSH BUTTON LOCKSET WITH LEVER HANDLE
  - 1 CLOSER
  - 1 FLOOR STOP
- HDW # 200B**
- 3 PAIR HINGES: 4 1/2" HEAVY WEIGHT, BALL BEARING PINS
  - 2 CLOSERS WITH HOLD OPEN
  - 2 PULL HANDLES (ON STOCKROOM SIDE)
  - 1 THRESHOLD (1/4" MAXIMUM HEIGHT)
- HDW # 300C**
- 1 1/2 PAIR HINGES: STANDARD WEIGHT
  - 1 PRIVACY SET WITH LEVER HANDLE
  - 1 CLOSER
  - (FLOOR/WALLS TOP IF SHIPPED WITH HARDWARE)
- HDW # 400A**
- 3 PAIR HINGES: 4 1/2" HEAVY WEIGHT, NON-REMOVABLE PINS
  - 1 NON-ALARMED, NON-KEYED PANIC BAR DEVICE: WITH STAND ALONE ALARM REFER TO DOOR ALARM MOUNTING DETAIL
  - 2 OVERHEAD HOLDRES/TOPS (MAX 90 DEGREE)
  - 2 FLUSH BOLTS (ON INACTIVE LEAF)
  - 1 DUST PROOF STRIKE
  - 1 PEEP HOLE
  - 1 ALUM THRESHOLD (1/2" MAX HEIGHT)
  - 2 SWEEPS
  - 1 WEATHER STRIP
  - 1 RAIN DRIP
  - 1 DOOR STOP
  - 1 ASTRAGAL
- HDW # 400C**
- 1 1/2 PAIR HINGES: STANDARD WEIGHT, NON-REMOVABLE PINS
  - 1 NON-ALARMED, NON-KEYED PANIC BAR DEVICE: WITH STAND ALONE ALARM REFER TO DOOR ALARM MOUNTING DETAIL
  - 1 CLOSER WITH STOP ARM
  - 1 PEEP HOLE
  - 1 ALUM THRESHOLD (1/2" MAX HEIGHT)
  - 1 SWEEP
  - 1 WEATHER STRIP
  - 1 RAIN DRIP
- HDW # 500A**
- HINGES PER STOREFRONT MANUFACTURER (BY GENERAL CONTRACTOR)
  - 2 CLOSERS WITH STOP ARM AND DROP PLATE
  - 2 PUSH PLATS (BY GENERAL CONTRACTOR)
  - 2 PULL HANDLES (BY GENERAL CONTRACTOR)
  - 1 KABA CYLINDER (SUPPLIED BY DOLLAR TREE) (ON DOOR 500 ONLY)
  - 1 COMMERCIAL GRADE DEADLOCK W/ THUMB TURN ON SALES SIDE (SUPPLIED BY GENERAL CONTRACTOR) (ON DOOR 500 ONLY)
  - 2 FLOOR STOPS (SUPPLIED BY GENERAL CONTRACTOR) (DOOR 501 ONLY)

NOTE: CONTRACTOR SHALL VERIFY CLOSER DOES NOT HAVE A HOLD-OPEN FEATURE. IF CLOSER DOES, THE CONTRACTOR SHALL REPLACE WITH NEW CLOSER.

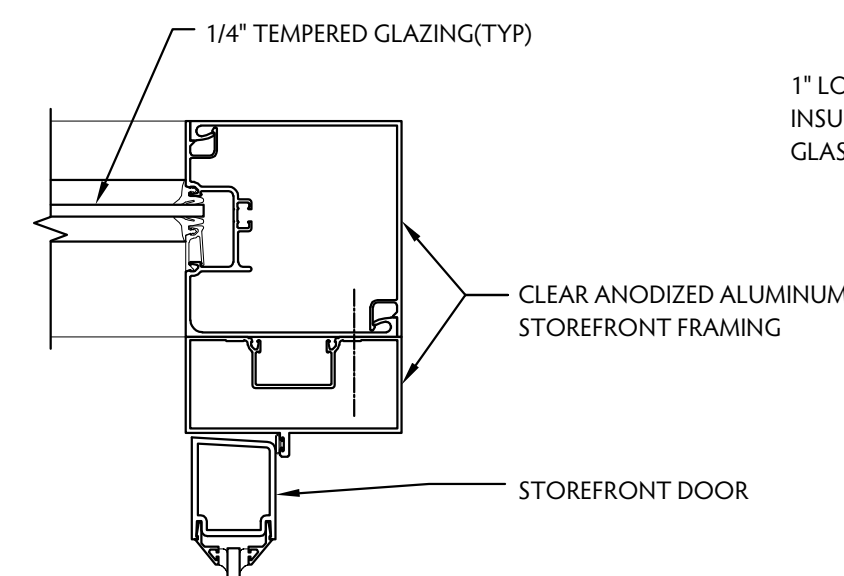
6"X9" PLAQUE W/ 4" HANDICAPPED PICTOGRAM, 3/4" COPY, GRADE II BRAILLE. MOUNT ON WALL @ 60" OC AFF 8" MAX FROM THE STRIKE SIDE DOOR JAMB



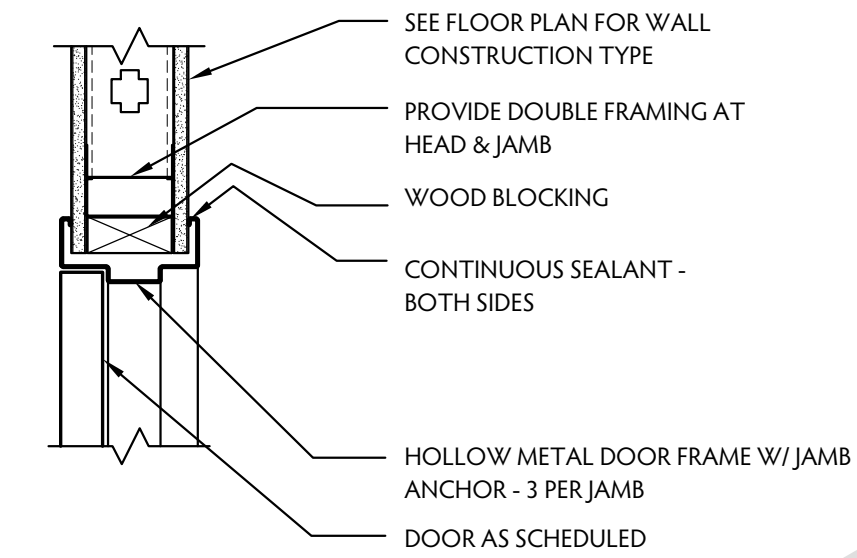
**A SIGNAGE ELEVATION**  
SCALE: NOT TO SCALE



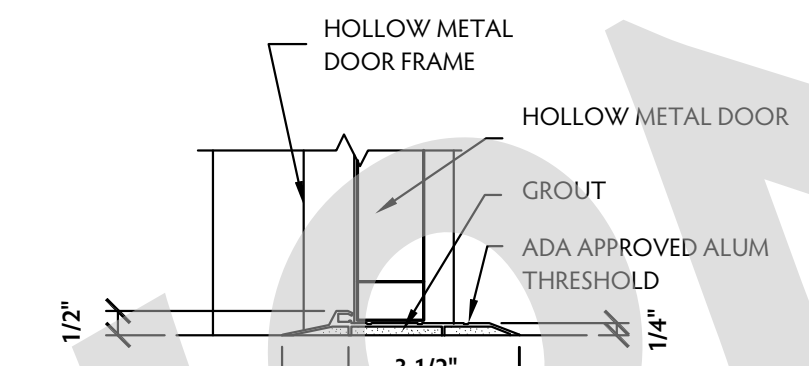
**6 HEAD AT VESTIBULE DOOR**  
SCALE: 3" = 1'-0"



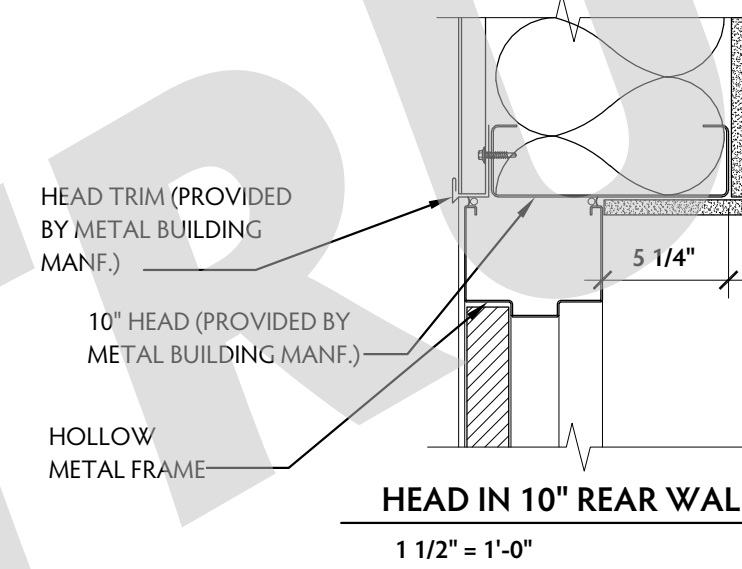
**7 JAMB AT VESTIBULE DOOR**  
SCALE: 3" = 1'-0"



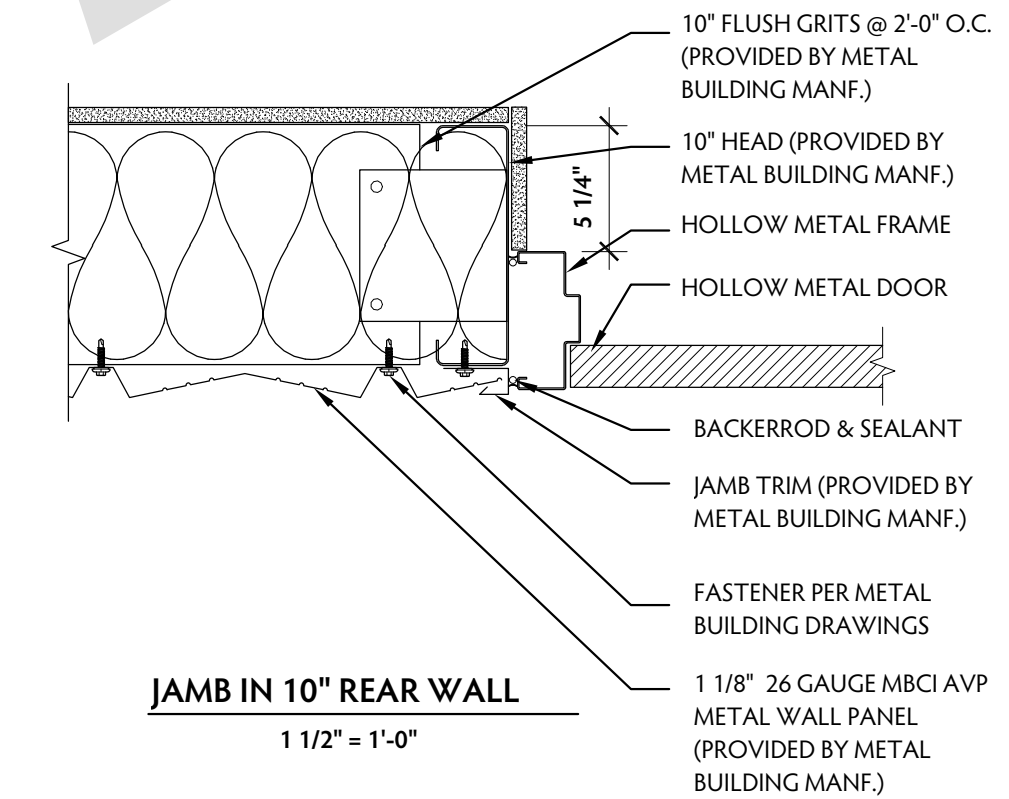
**1 HEAD / JAMB DETAIL**  
SCALE: 1 1/2" = 1'-0"



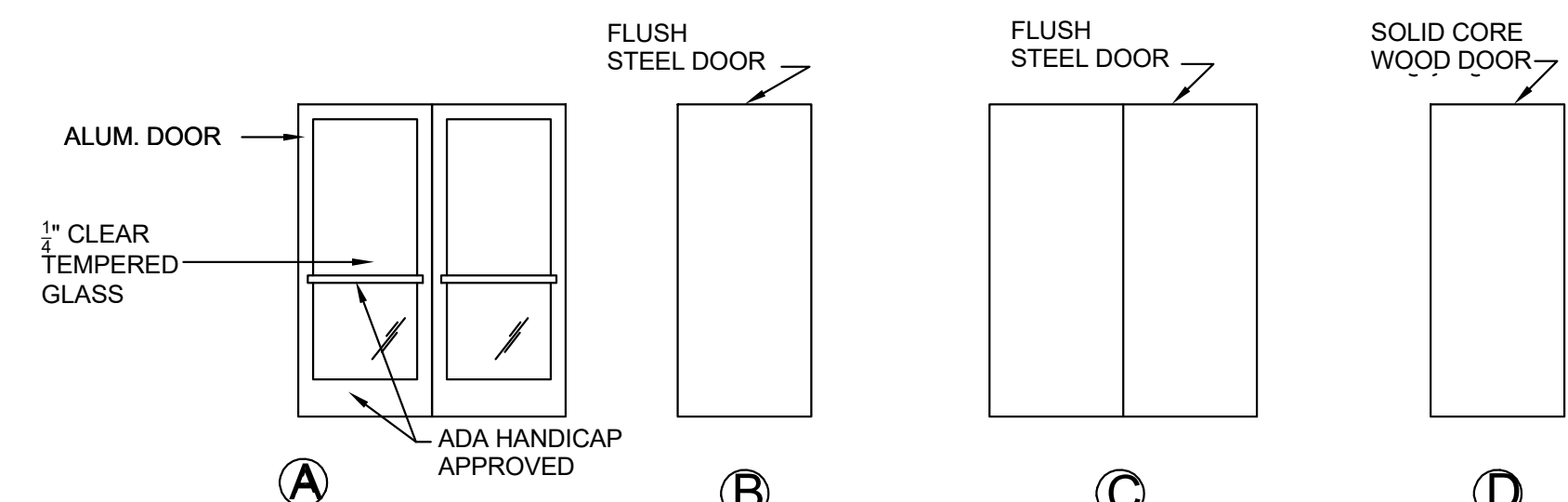
**2 THRESHOLD**  
SCALE: 3" = 1'-0"



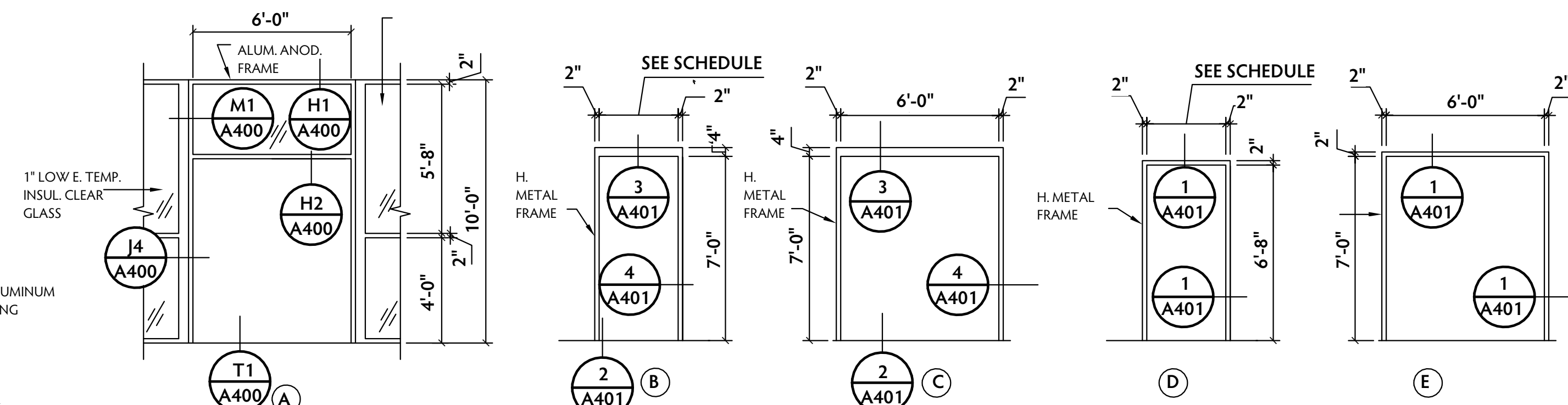
**3 HEAD DETAIL**  
SCALE: 1 1/2" = 1'-0"




**4 JAMB DETAIL**  
SCALE: 1 1/2" = 1'-0"



**DOOR ELEVATIONS**  
SCALE: 1/2" = 1'-0"



**DOOR FRAME ELEVATIONS**  
SCALE: 1/4" = 1'-0"



**PMPC ARCHITECTS**

OFFICE: 312.207.0501  
FAX: 312.284.6100  
INFO@PMPCARCH.COM  
PMPCARCH.COM  
527 S. Wells St. Suite 402  
Chicago, IL 60607

### REVISIONS

NO.	DATE	DESCRIPTION

DRAWN BY: ALI | ali@pmpcarch.com  
CHECKED BY: JON | jon@pmpcarch.com  
ISSUED: 3/14/2018 3:10:34 PM

DOLLAR TREE,  
GRAYSLAKE, IL 60030

PERMIT #:

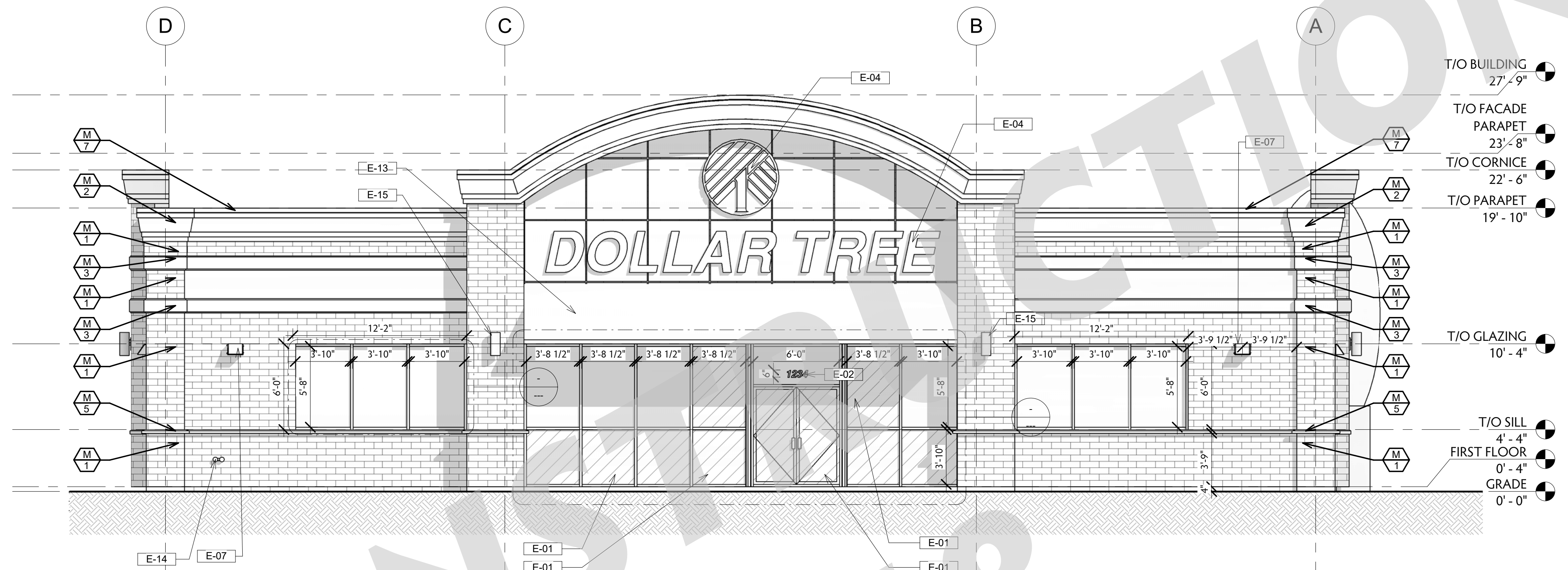
DOOR NOTES &  
SCHEDULES

**A401**

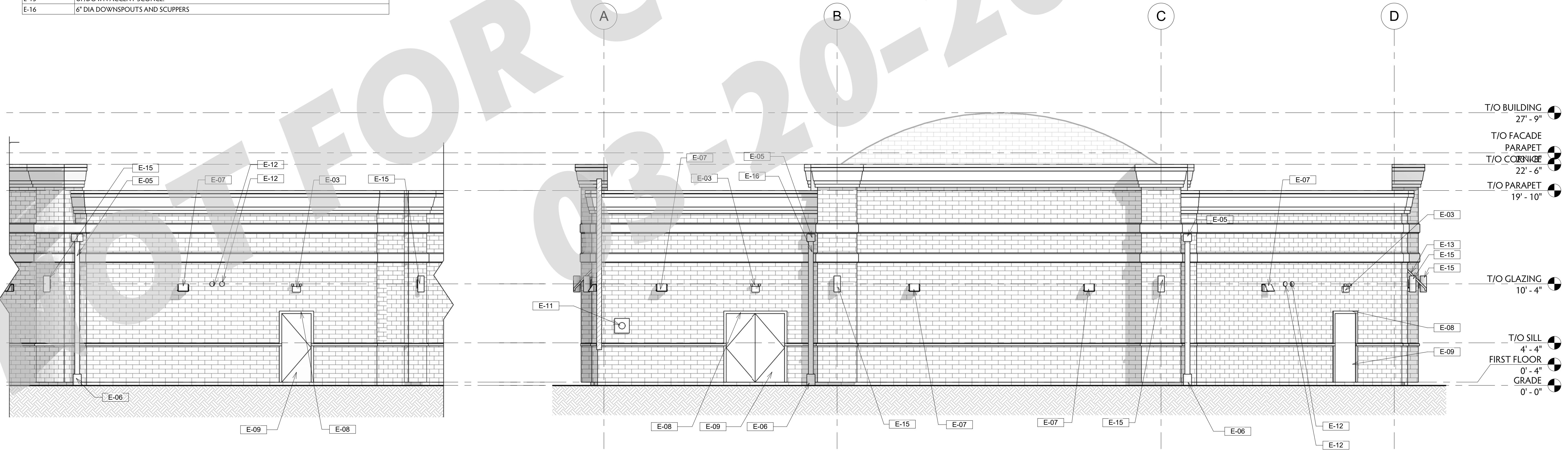
KEYNOTE	DESCRIPTION	COLOR
M 1	STRUCTURAL BRICK	PROMENADE BLEND (MFG: QUIK BRK)
M 2	EIFS-COLOR 1 (FINISH PRODUCT STO 310)	STO 'SANDSTONE' 93860 (NA10-0052)
M 3	EIFS-COLOR 2 (FINISH PRODUCT STO 310)	STO 'SMOKED PUTTY' 93240 (NA10-0053)
M 4	EIFS-COLOR ACCENT COLOR (FINISH PRODUCT STOLIT 1300)	STO SW 'ENVY' SW6925 (NA10-0054)
M 5	3 3/8" x 3 5/8" EIFS SILL W/ BEVEL	STO 'SMOKED PUTTY' 93240 (NA10-0053)
M 6	SCULPTED RAKE TRIM (PROVIDED BY METAL BUILDING MANF.)	MBCI SIGNATURE 200 - 'LIGHT STONE'
M 7	METAL COPING (PROVIDED BY METAL BUILDING MANF.)	SHERWIN WILLIAMS - 'ENVY' SW6925
M 8	4'-0" X 30'-0" QUATER ROUND FABRIC AWNING APPROVED BY DOLLAR TREE	SHERWIN WILLIAMS - 'ENVY' SW6925
M 9	STEEL DOOR AND HOLLOW METAL FRAME	SHERWIN WILLIAMS 'BALANCED BEIGE' SW7037

**ELEVATION LEGEND**


EXTERIOR ELEVATION KEYNOTES	
TAG	DESCRIPTION
E-01	HATCH AREA REPRESENTS AREA OF TEMPERED GLAZING.
E-02	G.C. TO PROVIDE AND INSTALL 5 3/4" VINYL WHITE ON BLACK ADDRESS NUMBERS BY MFR. 'FAST SIGNS' ON FRONT WINDOWS CENTERED OVER DOOR, BOTTOM EDGE OF NUMBER SHALL SET 4" ABOVE FRAME - REFER TO DETAIL 2/A6.1 FOR ADDITIONAL INFORMATION. (ACTUAL ADDRESS NUMBER TO BE ASSIGNED BY THE VILLAGE. VERIFY WITH G.C. FOR ADDRESS NUMBER).
E-03	EMERGENCY LIGHT, REFER TO ELECTRICAL SHEETS FOR ADDITIONAL INFORMATION.
E-04	REFER TO ELECTRICAL DRAWINGS FOR SIGNAGE REQUIREMENTS. SIGNAGE IS PERMITTED SEPARATELY AND INSTALLED BY OTHERS. SIGNAGE IS SHOW FOR REFERENCE ONLY.
E-05	FACTORY PRIMED METAL SCUPPERS AND DOWNSPOUTS - PAINT TO MATCH BUILDING.
E-06	CONNECT DOWNSPOUT LEADERS TO STORM DRAIN. PROVIDE AND INSTALL MIN. 24" BOOT.
E-07	WALL MOUNTED LIGHT FIXTURE-REFER TO ELECTRICAL DRAWINGS FOR ADDITIONAL INFORMATION. QUANTITIES AND LOCATION VARY PER SITE.
E-08	RAIN DEFLECTOR ATTACHED TO MASONRY- REFER TO DOOR HARDWARE SCHEDULE.
E-09	HOLLOW METAL DOOR AND FRAME PAINT TO AMTCH COLOR OF ADJACENT WALL SURFACE.
E-11	ELECTRICAL EQUIPEMNT. REFER TO ELECTRICAL DRAWINGS FOR ADDITIONAL INFORMATION.
E-12	EXHAUST FAN CAP - REFER TO EMCHANICAL DRAWINGS FOR ADDITIONAL INFORMATION.
E-13	FABRIC AWNING APPROVED BY DOLLAR TREE. TO COMPLY WITH GRAYSLAKE FACADE DESIGN STANDARDS.
E-14	WALL HYDRANT, REFER TO PLUMBING DRAWINGS FOR ADDITIONAL INFORMATION.
E-15	UP/DOWN ACCENT SCONCE.
E-16	6" DIA DOWNSPOUTS AND SCUPPERS



**1 NORTH ELEVATION**  
3/16" = 1'-0"



**2 SOUTH ELEVATION**  
3/16" = 1'-0"



**PMPC**  
ARCHITECTS

OFFICE: 312.207.0501  
FAX: 312.284.6100  
INFO@PMPCARCH.COM  
PMPCARCH.COM  
527 S. Wells St. Suite 402  
Chicago, IL 60607

**REVISIONS**

NO.	DATE	DESCRIPTION

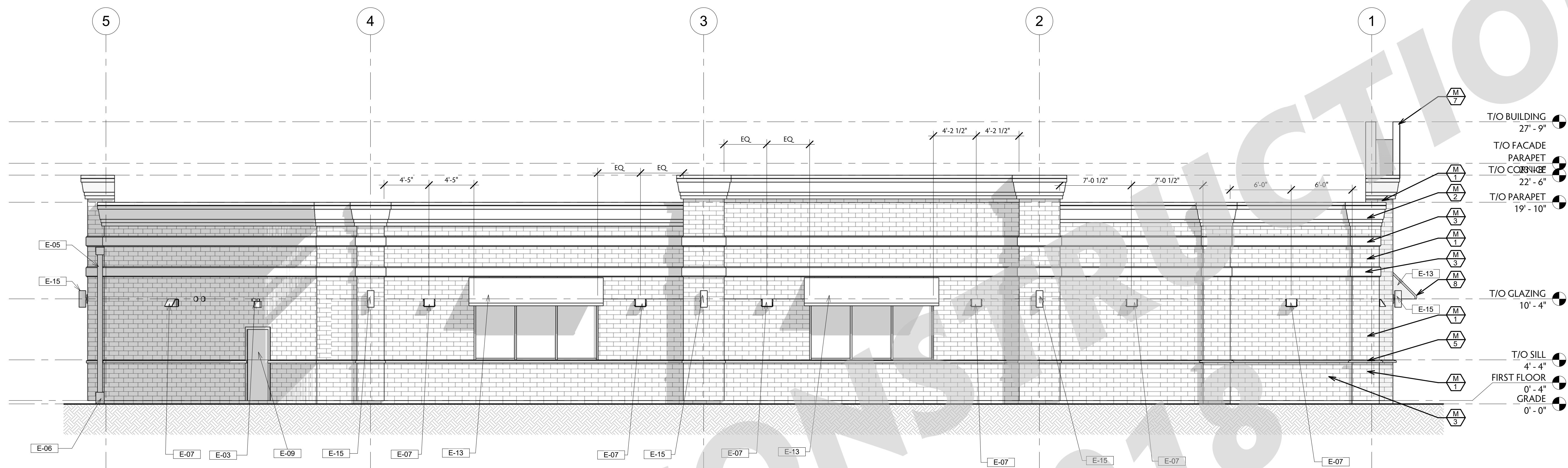
DRAWN BY: ALI | ali@pmpcarch.com  
CHECKED BY: JON | jon@pmpcarch.com  
ISSUED: 3/14/2018 3:10:47 PM

DOLLAR TREE,  
GRAYSLAKE, IL 60030

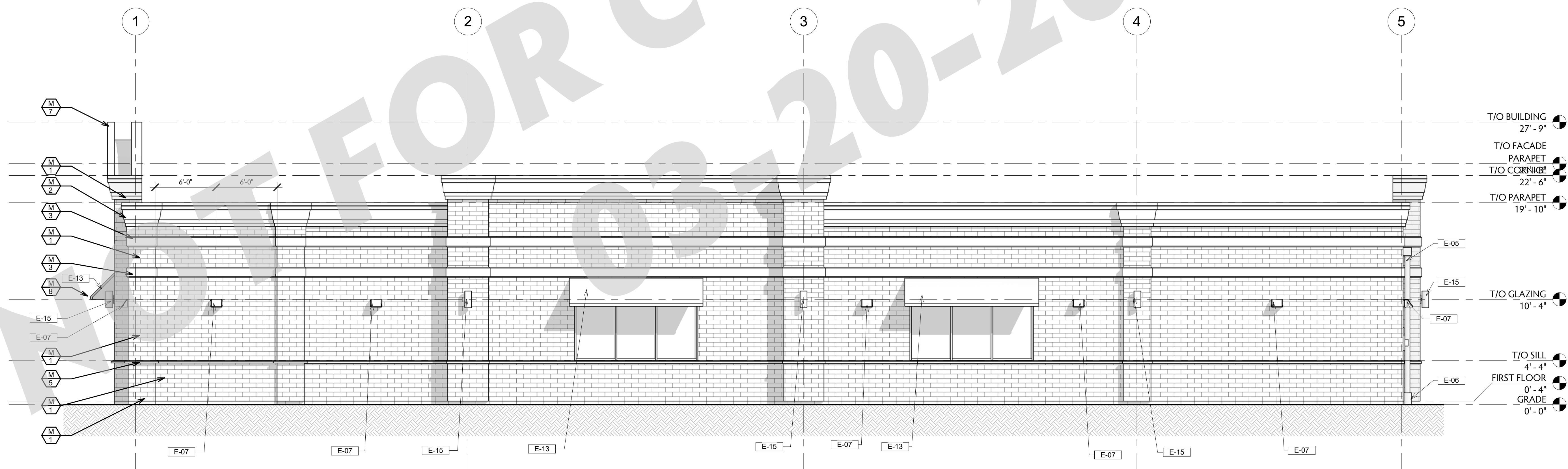
PERMIT #:

ELEVATIONS


**A500**



**1 EAST ELEVATION**  
3/16" = 1'-0"



**2 WEST ELEVATION**  
3/16" = 1'-0"



**PMPC**  
ARCHITECTS

OFFICE: 312.207.0501  
FAX: 312.284.6100  
INFO@PMPCARCH.COM  
PMPCARCH.COM  
527 S. Wells St. Suite 402  
Chicago, IL 60607

**REVISIONS**

NO.	DATE	DESCRIPTION
2	03-13-2018	CLARIFICATION


DRAWN BY: ALI  
CHECKED BY: JON  
ISSUED: 3/14/2018 3:11:00 PM

DOLLAR TREE,  
GRAYS LAKE, IL 60030

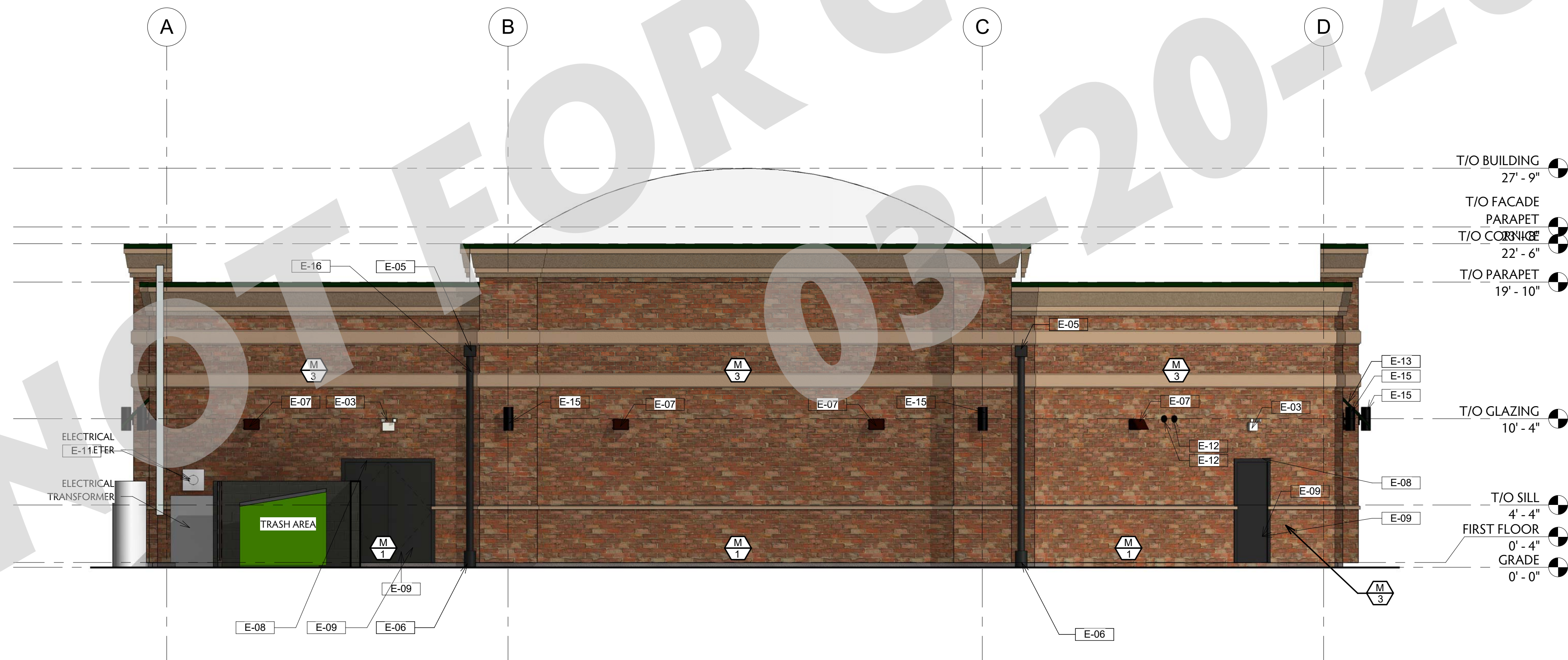
PERMIT #:

ELEVATIONS

**A501**



1 NORTH ELEVATION - RENDER  
3/16" = 1'-0"



2 SOUTH ELEVATION - RENDER  
3/16" = 1'-0"

KEYNOTE	DESCRIPTION	COLOR
M-1	STRUCTURAL BRICK	PROMENADE BLEND (MFG: QUIK BRIK)
M-2	EIFS-COLOR 1 (FINISH PRODUCT STO 310)	STO 'SANDSTONE' 93860 (NA10-0052)
M-3	EIFS-COLOR 2 (FINISH PRODUCT STO 310)	STO 'SMOKED PUTTY' 93240 (NA10-0053)
M-4	EIFS-COLOR ACCENT COLOR (FINISH PRODUCT STOLIT 130D)	STO SW 'ENVY' SW6925 (NA10-0054)
M-5	3 3/8" x 3 5/8" EIFS SILL W/ BEVEL	STO 'SMOKED PUTTY' 93240 (NA10-0053)
M-6	SCULPTED RAKE TRIM (PROVIDED BY METAL BUILDING MANF.)	MBCI SIGNATURE 200 - 'LIGHT STONE'
M-7	METAL COPING (PROVIDED BY METAL BUILDING MANF.)	SHERWIN WILLIAMS - 'ENVY' SW6925
M-8	4'-0" X 30'-0" QUARTER ROUND FABRIC AWNING APPROVED BY DOLLAR TREE	SHERWIN WILLIAMS - 'ENVY' SW6925
M-9	STEEL DOOR AND HOLLOW METAL FRAME	SHERWIN WILLIAMS 'BALANCED BEIGE' SW7037

ELEVATION LEGEND

EXTERIOR ELEVATION KEYNOTES	
TAG	DESCRIPTION
E-01	HATCH AREA REPRESENTS AREA OF TEMPERED GLAZING.
E-02	G.C. TO PROVIDE AND INSTALL 5 3/4" VINYL WHITE ON BLACK ADDRESS NUMBERS BY MFR. 'FAST SIGNS' ON FRONT WINDOWS CENTERED OVER DOOR, BOTTOM EDGE OF NUMBER SHALL SET 4" ABOVE FRAME - REFER TO DETAIL 2/A6.1 FOR ADDITIONAL INFORMATION. (ACTUAL ADDRESS NUMBER TO BE ASSIGNED BY THE VILLAGE. VERIFY WITH G.C. FOR ADDRESS NUMBER).
E-03	EMERGENCY LIGHT, REFER TO ELECTRICAL SHEETS FOR ADDITIONAL INFORMATION.
E-04	REFER TO ELECTRICAL DRAWINGS FOR SIGNAGE REQUIREMENTS. SIGNAGE IS PERMITTED SEPARATELY AND INSTALLED BY OTHERS. SIGNAGE IS SHOW FOR REFERENCE ONLY.
E-05	FACTORY PRIMED METAL SCUPPERS AND DOWNSPOUTS - PAINT TO MATCH BUILDING.
E-06	CONNECT DOWNSPOUT LEADERS TO STORM DRAIN. PROVIDE AND INSTALL MIN. 24" BOOT.
E-07	WALL MOUNTED LIGHT FIXTURE-REFER TO ELECTRICAL DRAWINGS FOR ADDITIONAL INFORMATION. QUANTITIES AND LOCATION VARY PER SITE.
E-08	RAIN DEFLECTOR ATTACHED TO MASONRY - REFER TO DOOR HARDWARE SCHEDULE.
E-09	HOLLOW METAL DOOR AND FRAME PAINT TO MATCH COLOR OF ADJACENT WALL SURFACE.
E-11	ELECTRICAL EQUIPEMNT. REFER TO ELECTRICAL DRAWINGS FOR ADDITIONAL INFORMATION.
E-12	EXHAUST FAN CAP - REFER TO MECHANICAL DRAWINGS FOR ADDITIONAL INFORMATION.
E-13	FABRIC AWNING APPROVED BY DOLLAR TREE. TO COMPLY WITH GRAYSLAKE FACADE DESIGN STANDARDS.
E-14	WALL HYDRANT, REFER TO PLUMBING DRAWINGS FOR ADDITIONAL INFORMATION.
E-15	UP/DOWN ACCENT SCNCE.
E-16	6" DIA DOWNSPOUTS AND SCUPPERS



OFFICE: 312.207.0501  
FAX: 312.284.6100  
INFO@PMPCARCH.COM  
PMPCARCH.COM  
527 S. Wells St. Suite 402  
Chicago, IL 60607

REVISIONS

NO.	DATE	DESCRIPTION
2	03-13-2018	CLARIFICATION

DRAWN BY: ALI  
CHECKED BY: JON  
ISSUED: 3/14/2018 3:11:17 PM

DOLLAR TREE,  
GRAYSLAKE, IL 60030


PERMIT #:

RENDERED ELEVATIONS


A502



1 EAST ELEVATION - RENDER  
3/16" = 1'-0"



2 WEST ELEVATION - RENDER  
3/16" = 1'-0"



**PMPC**  
ARCHITECTS

OFFICE: 312.207.0501  
FAX: 312.284.6100  
INFO@PMPCARCH.COM  
PMPCARCH.COM  
527 S. Wells St. Suite 402  
Chicago, IL 60607

**REVISIONS**

NO.	DATE	DESCRIPTION
2	03-13-2018	CLARIFICATION

DRAWN BY: ALI  
CHECKED BY: JON  
ISSUED: 3/14/2018 3:11:35 PM

DOLLAR TREE,  
GRAYSLAKE, IL 60030

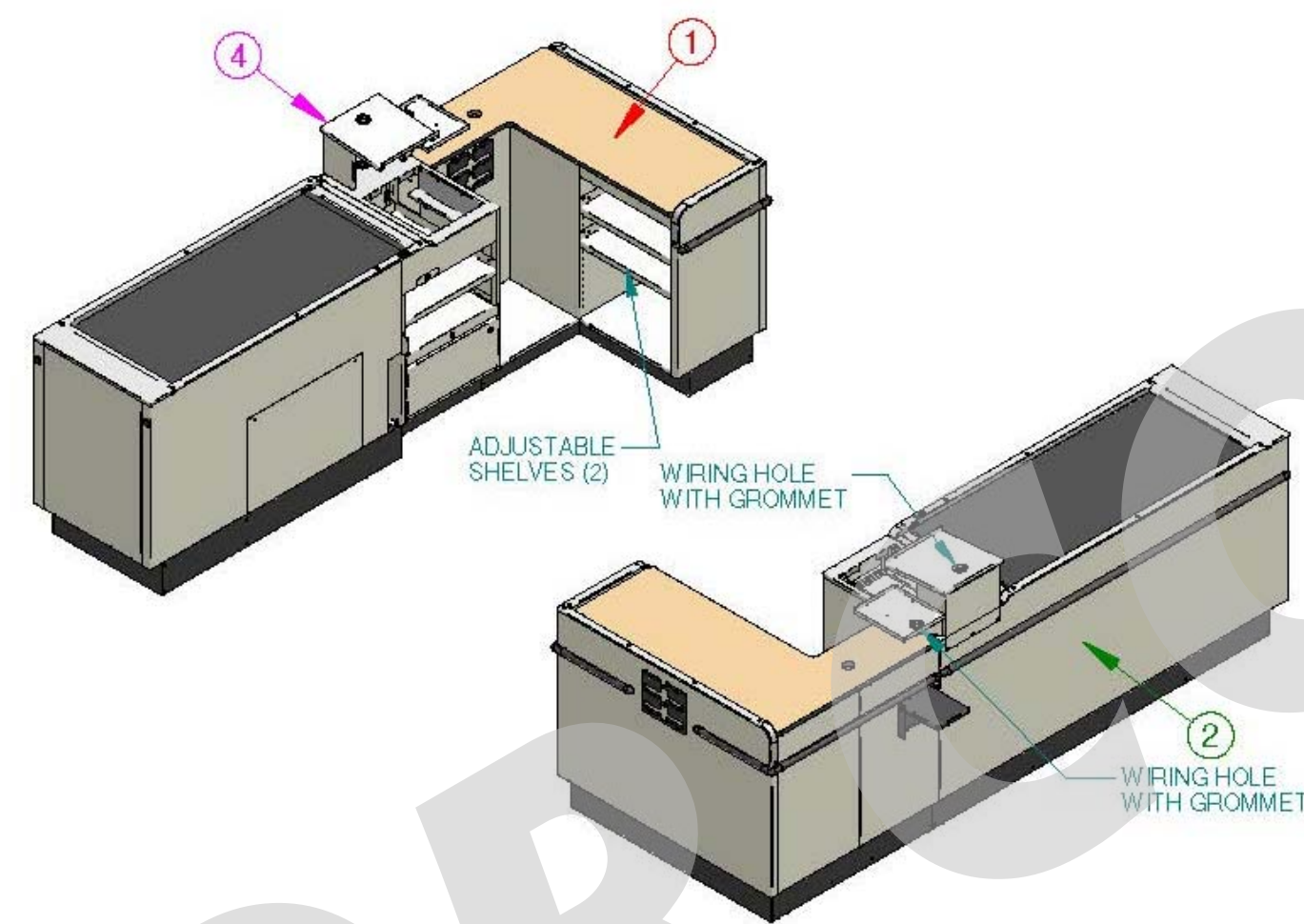
PERMIT #:

RENDERED ELEVATIONS

**A503**



**RIGHT HAND CUSTOMER UNLOAD SINGLE BELT SCAN AND BAG - METAL**



ITEM#	CHECKOUT DETAILS
1	REAR DECK COLOR: WA 4673-107 SAFFRON TIGRIS
2	PAINT COLOR: TCI SPECKLED TAN
3	KEYBOARD: TBD
4	POS HOLDER COLOR: TCI SPECKLED TAN
5	CART BUMPER COLOR: McCUE 1" BLACK
6	LAMINATE TOP COLOR: WA 4673-107 SAFFRON TIGRIS
7	SCANNER: NCR 7874-3003
8	CASH DRAWER: NCR 2196
9	EFT: MX 860
10	MONITOR: N/A

ALL ITEMS ABOVE MUST BE COMPLETE TO PROCESS ORDER

Confidentiality Notice: This drawing is the property of Royston LLC. It is intended only for the use of those to whom it is directly distributed and contains information that is confidential and proprietary, not for reproduction unless authorized by Royston LLC. If you have received this drawing in error, its review, use, retention, and/or distribution is strictly prohibited.

CUSTOMER: DOLLAR TREE  
DRAWING NO. 9033657-8

DATE: 7-27-15

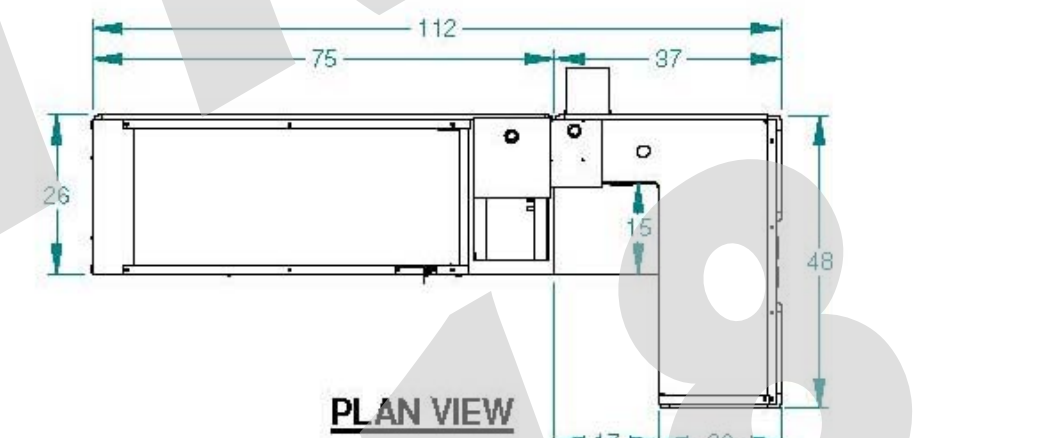
PAGE 1 OF 2

ONE PICKROY ROAD · JASPER, GA 30143 · 1-800-334-1766 · FAX 770-735-4017

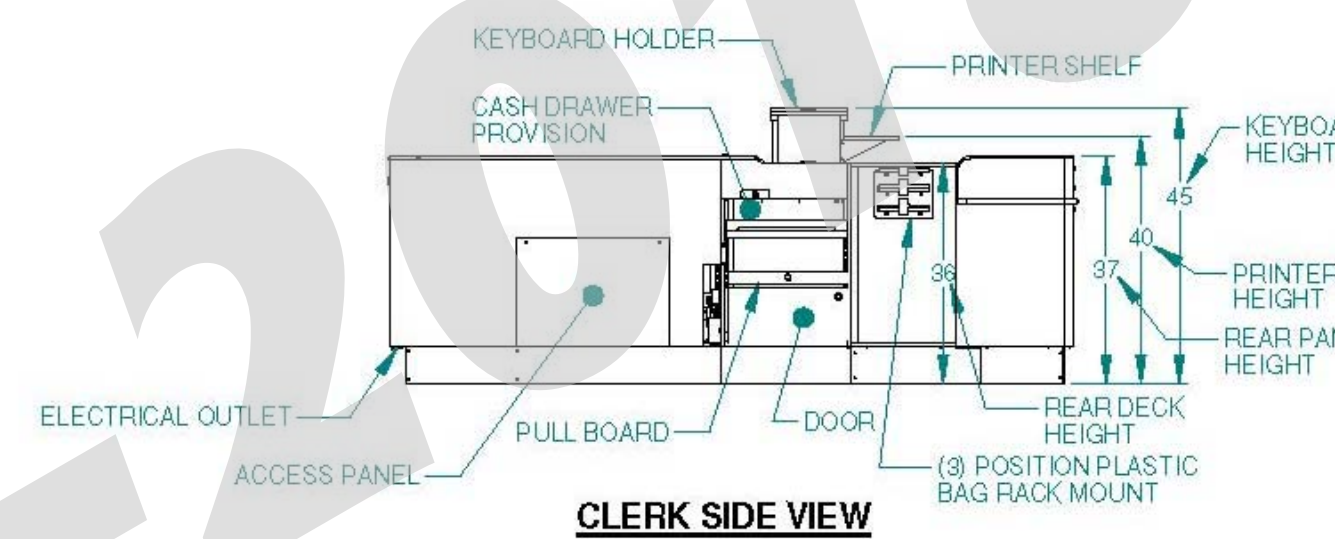
**1 CHECK-OUT COUNTER SPEC SHEETS**



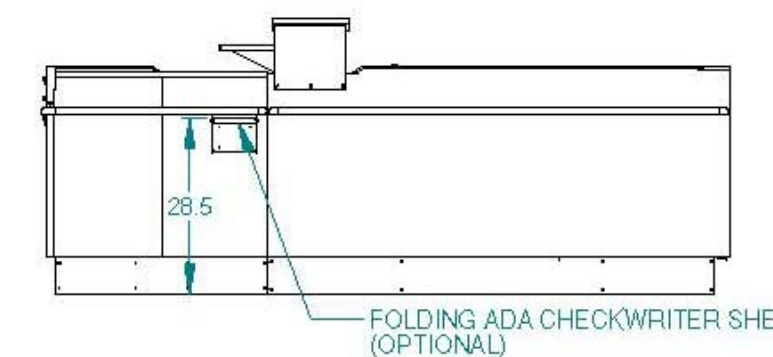
**RIGHT HAND CUSTOMER UNLOAD SINGLE BELT SCAN AND BAG - METAL**



PLAN VIEW



CLERK SIDE VIEW



FOLDING ADA CHECKWRITER SHELF (OPTIONAL)


CUSTOMER: DOLLAR TREE  
DRAWING NO. 9033657-8

DATE: 7-27-15

PAGE 2 OF 2

ONE PICKROY ROAD · JASPER, GA 30143 · 1-800-334-1766 · FAX 770-735-4017

Confidentiality Notice: This drawing is the property of Royston LLC. It is intended only for the use of those to whom it is directly distributed and contains information that is confidential and proprietary, not for reproduction unless authorized by Royston LLC. If you have received this drawing in error, its review, use, retention, and/or distribution is strictly prohibited.



**PMPC**  
ARCHITECTS

OFFICE: 312.207.0501  
FAX: 312.284.6100  
INFO@PMPCARCH.COM  
PMPCARCH.COM  
527 S. Wells St. Suite 402  
Chicago, IL 60607

**REVISIONS**

NO.	DATE	DESCRIPTION

DRAWN BY: ALI ali@pmpcarch.com  
CHECKED BY: JON jon@pmpcarch.com  
ISSUED: 3/14/2018 3:11:45 PM

DOLLAR TREE,  
GRAYSLAKE, IL 60030

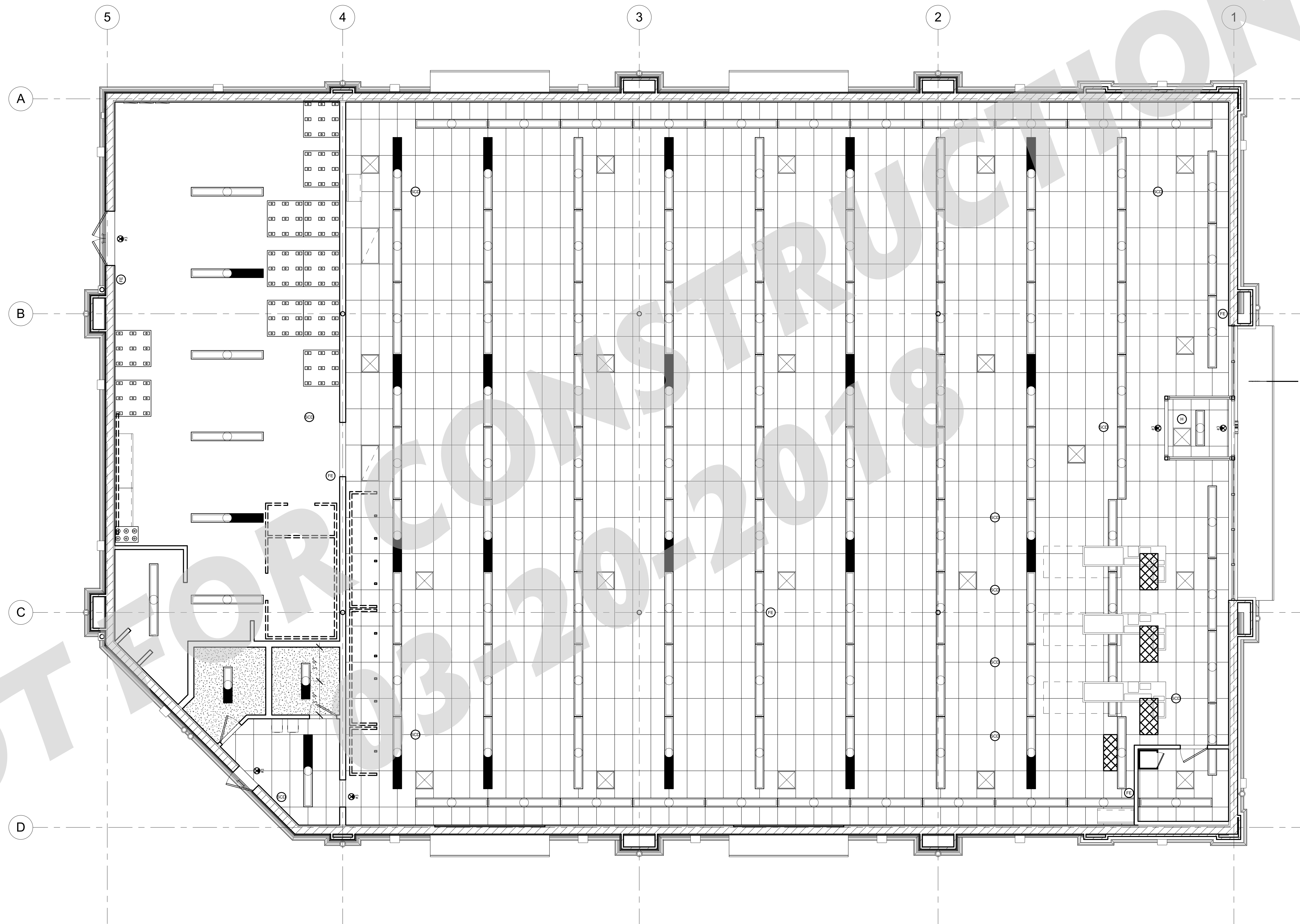
PERMIT #:

SPEC SHEET


**A600**

REFLECTED CEILING LEGEND	
	2'-0" x 4'-0" ACOUSTICAL CEILING TILE AND GRID-SEE FINISH NOTE 11.
	CWB- PAINT WHITE UNLESS OTHERWISE NOTED.
	8'-0" STRIP LED LIGHT FIXTURE WITH LAMPS ON NIGHT LIGHT CIRCUIT. SURFACE MOUNT TO CWB AND ACT CEILING.
	8'-0" STRIP LED LIGHT FIXTURE. SURFACE MOUNT TO CWB AND ACT CEILING.
	4'-0" STRIP LED LIGHT FIXTURE WITH LAMPS ON NIGHT LIGHT CIRCUIT. SURFACE MOUNT TO CWB AND ACT CEILING.
	4'-0" STRIP LED LIGHT FIXTURE. SURFACE MOUNT TO ACT AND CWB CEILING.
	EXIT LIGHT
	EXIT LIGHT
	EXIT LIGHT
	EXIT LIGHT
	CEILING EIGHT ABOVE FINISH FLOOR
	MIRROR PANEL
	DIFFUSER
	RETURN AIR GRILLE
	POWER POLE
	HEATER

- NOTES
1. THE ELECTRICIAN SHALL INSTALL ADDITIONAL #12 WIRE TIE SUPPORTS FROM THE CEILING GRID TO THE STRUCTURE ABOVE FOR SUPPORT OF THE LIGHT FIXTURES CLIPPED ON THE GRID.
  2. LIGHT FIXTURES, SECURITY CAMERA DOMES, AND MIRROR PANELS (JOIN) ARE DOLLAR TREE SUPPLIED.
  3. MOUNT LIGHTS 10'-0" AFF IN STOCKROOM.



**1 REFLECTED CEILING PLAN**  
3/16" = 1'-0"



**PMPC**  
ARCHITECTS

OFFICE: 312.207.0501  
FAX: 312.284.6100  
INFO@PMPCARCH.COM  
PMPCARCH.COM  
527 S. Wells St. Suite 402  
Chicago, IL 60607

**REVISIONS**

NO.	DATE	DESCRIPTION

DRAWN BY: ALI ali@pmpcarch.com  
CHECKED BY: JON jon@pmpcarch.com  
ISSUED: 3/14/2018 3:11:52 PM

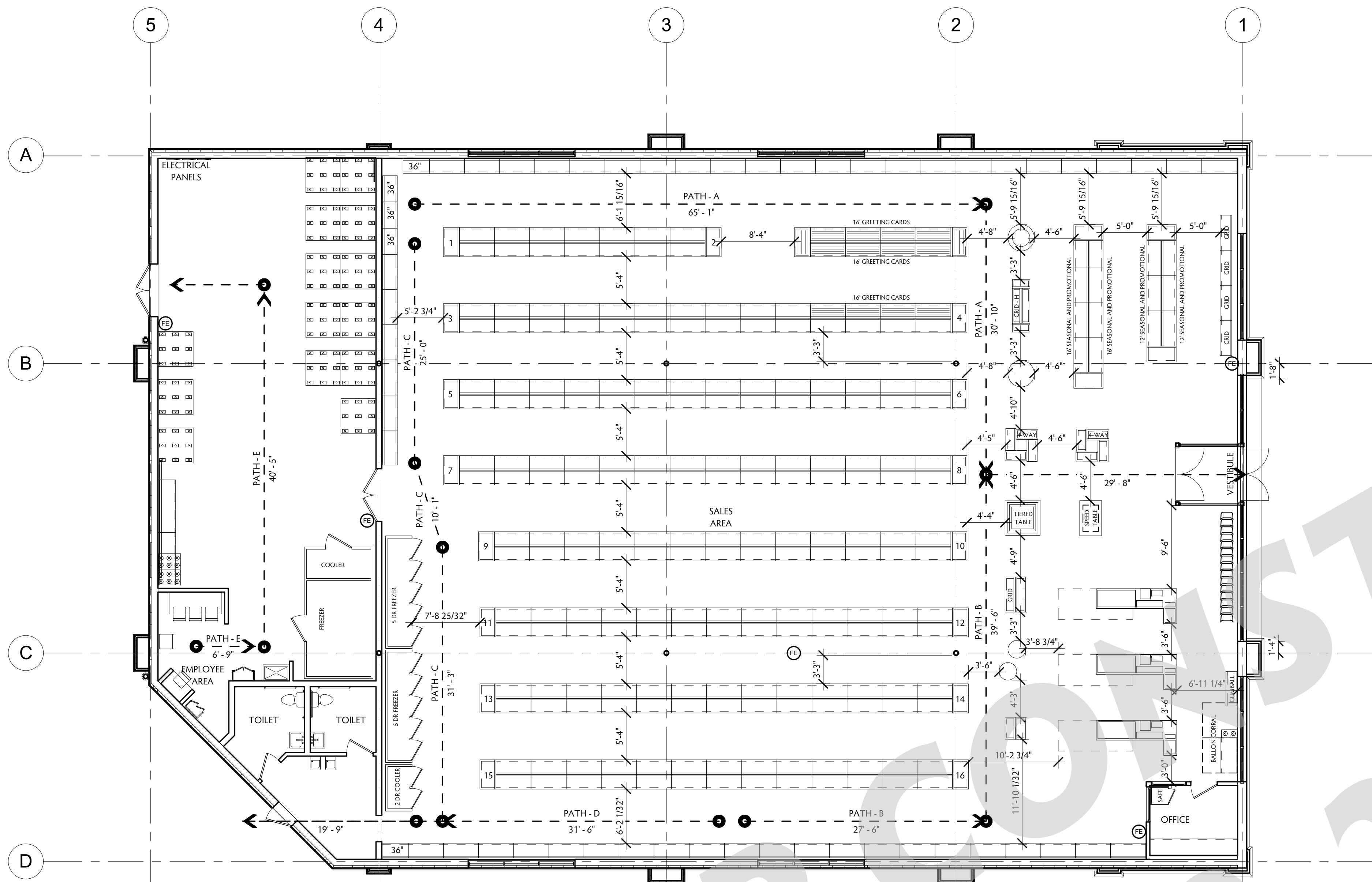
DOLLAR TREE,  
GRAYSLAKE, IL 60030

PERMIT #:

REFLECTED CEILING  
PLAN

**A800**







EGRESS PATH	
PATH NAME	PATH DISTANCE
PATH - A	125' - 7"
PATH - B	96' - 8"
PATH - C	86' - 1"
PATH - D	54' - 3"
PATH - E	57' - 11"

- NOTES**
1. NO GONDOLA UNITS, FIXTURES, OR PALLETS SHALL BE OVER 8'-0" AFF.
  2. FIXTURE PLAN IS "FOR REFERENCE ONLY." CONTRACTOR SHALL CONTACT DOLLAR TREE FOR FINAL APPROVED LAYOUT.
  3. MAXIMUM TRAVEL DISTANCE SHALL BE 250'.0". ACTUAL TRAVEL DISTANCE AS SHOWN: (---)
  4. CHECKOUTS ARE NOT ATTACHED TO FLOOR.

**1 FIRST FLOOR - EGRESS PATH**  
 1/8" = 1'-0"  
 0' 4' 8' 16' 32'



OFFICE: 312.207.0501  
 FAX: 312.284.6100  
 INFO@PMPCARCH.COM  
 PMPCARCH.COM  
 527 S. Wells St. Suite 402  
 Chicago, IL 60607

**REVISIONS**

NO.	DATE	DESCRIPTION

DRAWN BY: ALI | ali@pmpcarch.com  
 CHECKED BY: JON | jon@pmpcarch.com  
 ISSUED: 3/14/2018 3:11:59 PM

DOLLAR TREE,  
 GRAYSLAKE, IL 60030

PERMIT #:

EGRESS PLAN

**A801**